

**Houston
Hurricane
1979
Media
Guide**

1979 Hurricane Schedule

DATE	HOME	AWAY	TIME (CST)
Sat., Mar. 31	Toronto Blizzard		8:00 p.m.
Sat., Apr. 7		Dallas Tornado	8:00 p.m.
Sat., Apr. 14	San Diego Sockers		8:00 p.m.
Thur., Apr. 19	New England Tea Men		8:00 p.m.
Sat., Apr. 21		Memphis Rogues	7:30 p.m.
Sat., Apr. 28		Chicago Sting	3:30 p.m.
Sun., May 6		New York Cosmos	1:30 p.m.
Sun., May 13	Portland Timbers		8:00 p.m.
Sun., May 20	Chicago Sting		8:00 p.m.
Sat., May 26	Minnesota Kicks		8:00 p.m.
Sat., Jun. 2		Vancouver Whitecaps	10:00 p.m.
*Wed., Jun. 6		San Diego Sockers	9:30 p.m.
Sat., Jun. 9	Ft. Lauderdale Strikers		8:00 p.m.
Wed., Jun. 13		Ft. Lauderdale Strikers	7:00 p.m.
Sun., Jun. 17		Tulsa Roughnecks	2:30 p.m.
*Wed., Jun. 20		Tampa Bay Rowdies	7:00 p.m.
Sun., Jun. 24	Atlanta Chiefs		8:00 p.m.
Wed., Jun. 27		Philadelphia Fury	6:30 p.m.
Sat., Jun. 30	California Surf		8:00 p.m.
Wed., Jul. 4	San Jose Earthquakes		2:00 p.m.
Sat., Jul. 7	Philadelphia Fury		8:00 p.m.
Sun., Jul. 15	Memphis Rogues		8:00 p.m.
Wed., Jul. 18		San Jose Earthquakes	10:00 p.m.
Sat., Jul. 21	Detroit Express		8:00 p.m.
*Wed., Jul. 25		Atlanta Chiefs	6:30 p.m.
Sat., Jul. 28		Minnesota Kicks	8:00 p.m.
*Wed., Aug. 1		Detroit Express	7:00 p.m.
Fri., Aug. 3		Edmonton Drillers	9:30 p.m.
Wed., Aug. 8	Tulsa Roughnecks		8:00 p.m.
Sun., Aug. 12	Dallas Tornado		2:00 p.m.

*Will be televised in Houston over KRIV-TV (Channel 25). All will be live transmissions except the July 25 game in Atlanta, which will be delayed half an hour to 7 p.m.

Table of Contents

1979 Hurricane Schedule.....	inside front
Media Information/Hotels on the Road	2
Club Directory.....	3
Hans von Mende	4
Jack Stanfield.....	5
The Staff	6-7
Outlook '79/Team History.....	8-9
Timo Liekoski	10
Player Profiles	11-21
1978 Individual Statistics/Team General Records.....	22
1978 Game-by-Game Results.....	23
Numerical Roster/Pronunciation Guide.....	24-25
Indoor Soccer Statistics/Exhibition Results	26
Indoor Soccer Regular Season Records.....	27-28
1979 NASL Schedule.....	29-34
1978 NASL Regular Season Standings	35
National/American Conference Statistics in 1978	36
NASL Leading Scorers/Goalkeepers for 1978.....	37
1978 Playoff Results.....	38
Roster/Citizenship Requirements	39
1979 Playoff Structure.....	40
NASL Alignment	41
Condensed Rules of Soccer	42-43
Glossary of Soccer Terms	44-45
Shootout Procedure	45
Opponents.....	46-47
Houston Area Services/Hurricane Ticket Services.....	48

Media Information

Season passes and daily working passes for the press box, locker rooms, and field photography areas are issued by the Hurricane to accredited media persons and freelance professionals only. Requests for credentials should be addressed as far in advance as possible to Diane Olson, Director of Media Relations, Houston Hurricane, P.O. Box 27229, Houston, Texas 77027. Credentials will be mailed if time permits; if not, they will be left at the Will Call window at Gate 3 on the west side of the Astrodome.

Please note that reporters are not permitted by the NASL on the sidelines.

Parking is free with a press pass, but there is no designated parking area for media members.

The press box is located on the fifth (black) level of the Astrodome. It may be reached by ramp or the sky box elevator near the media entrances at gate 1, 2, 3, and 4 on the west side of the stadium.

Home and visiting radio booths and visiting television platforms are located in the press box area on level five. The visiting radio booth is 302B and contains two broadcast lines equipped with voice couplers (713/741-6670 and 741-6671). The television broadcast platform overlooks the centerline of the field.

Home and visiting locker rooms are located on the second (red) level on the north side of the Astrodome. Press box personnel will be available to show visitors to both locker rooms. NASL rules provide for locker rooms to be closed for a maximum 10-minute "cooling off" period following each game; after that period, they will be opened to media members.

A media packet containing game program, starting line-ups, current statistics, and information on both home and visiting teams is provided in the press box before each game. Halftime and final statistics also are distributed.

The press box contains several telephones for media use and has outlets for electric typewriters.

NASL clubs no longer provide free telecopier service from their press boxes. Both Amfax and Sports/Comm offer telecopier services in Houston, but a representative of either company should be contacted in advance.

Several press box assistants are available to help media members throughout the game. Anyone needing special assistance from one or more of these helpers should contact Diane Olson as far in advance of game day as possible.

Hurricane Hotels on the Road

ATLANTA	Marriott Inn, (404) 659-6500
CHICAGO	Holiday Inn Center, (312) 787-6100
DALLAS	Registry Hotel, (214) 630-7000
DETROIT	Northfield Hilton Inn, (313) 879-2100
EDMONTON	Edmonton Plaza, (403) 426-3636
FT. LAUDERDALE	Bahia Mar Hotel, (305) 764-2233
MEMPHIS	Sheraton Inn Midtown, (901) 526-8481
MINNESOTA	Marriott Inn Minneapolis, (612) 854-7441
NEW YORK	Quality Inn, (201) 288-9600
PHILADELPHIA	Sheraton Airport Inn, (215) 365-4150
SAN DIEGO	Town and Country, (714) 291-7131
SAN JOSE	Hyatt House, (408) 298-0300
TAMPA BAY	Bay Harbor Inn, (813) 885-2541
TULSA	Williams Plaza Hotel, (918) 582-9000
VANCOUVER	Rembrandt Hotel, (604) 685-1311

All travel arrangements and hotel accommodations were made by H.K. International Travel Inc. of Houston, the official Hurricane travel agency.

Club Directory

Mailing Address:

P.O. Box 27229 Houston, Texas 77027

Street Address:

2801 S. Post Oak Rd., Suite 200

Houston, Texas 77056

(713) 960-8326

Board of Directors:

Directors.....Gerald Hines, Joe Wood

Advisory Directors.....Benjamin N. Woodson, Nat Davis,
Dieter Scherfenberg, Fred Grundmeyer,
Willi Rometsch, Kenneth Schnitzer

Management/Administrative Staff:

President and General Mgr.....Hans von Mende
(713/932-1157)

Assistant General Mgr. and

V.P. of Marketing.....Jack Stanfield (713/445-8854)

Assistant to the General Mgr.Linda Peruzzi

ComptrollerLin Tanamachi

Director of Community Relations.....Mary W. Dennis

Director of Media Relations.....Diane Olson (713/644-9583)

Director of SalesBill Krewson

Director of Group Sales.....Kemper Kaiser

Sales RepresentativesHelen Jones, Joy McDonald,

Jon Steele, Helen Collins,

Chris Jones, Don Fields,

Larry Lawson, Russell Holster

Marketing AssistantJudy Street

Office Mgr. and Executive Secretary.....Kit Wall

Media Relations InternJason Luternow

Secretarial Assistant.....Karen Gren

Television Play-by-Play Announcer.....Mario Machado

Radio Play-by-Play Announcer.....Bill Hazen

Public Address Announcer.....J. Fred Duckett

PhotographerMark Burns

Statistician.....Harry Barrett

Press Box Assistants.....Kit Wall, Jason Luternow

Team Staff:

Head Coach.....Timo Liekoski (713/933-7595)

Director of Player Development.....Jay Hoffman

TrainerRandy Gee

Equipment ManagerRobert Kincaid

Physician.....Eddie Matsu

Dentist.....Jere Bone

Fingertip Information:

First NASL Season1978

StadiumAstrodome

Soccer Seating Capacity35,443

Playing Surface.....Astroturf (75x103 yards)

Team Colors.....White, red, orange

Conference, Division.....American Central

Telex790239 HOU SOCCER HOU

Press Box(713) 749-9721



Hans Von Mende

Hans von Mende is a man with a powerful vision. The Hurricane president and general manager sees professional soccer come of age in Houston as his revitalized team sweeps over strong opponents before stands packed with thousands of cheering fans.

He worked virtually non-stop during the off-season to have that dream realized in the Hurricane's Super Soccer '79 season. Just a few of the many responsibilities that kept him busy were personal negotiation of all player contracts; arrangement of special training facilities in Mexico and exhibition games with that country's reigning professional champion, Los Tigres; speeches at business luncheons and club meetings to spread the word about soccer; and the general overseeing of the administrative and team sides of the organization.

The core of von Mende's vision was forged in 1974 in Denver, where he practiced with a law firm that represented the NASL's Denver Dynamos as well as the Denver Spurs hockey team and the Denver Broncos football team. "Of all the sports franchises," he says, "I thought that soccer held the best opportunity."

When the Dynamos made the shift to Minnesota and became the highly successful Kicks, von Mende seriously began thinking of his own professional soccer team. The chance came when the NASL announced in 1977 that it would be awarding the last new franchises for years to come. He went to work—putting together a solid group of investors and bidding for one of the six expansion franchises—and was rewarded on January 5, 1978, when Commissioner Phil Woosnam announced that Houston would field the twenty-fourth team in the NASL.

Von Mende's background in soccer extends far beyond his experience with the Dynamos. He played the game actively as a child in West Germany before emigrating to the U.S. in 1952 at the age of 14. There were no local soccer teams during his high school years in Minnesota, but he resumed his participation in the sport during undergraduate and law school years at the University of Minnesota by playing and coaching amateur soccer. His involvement again was curtailed between 1966 and 1971, when he worked with a New York City law firm, but expanded into organizing and directing youth soccer programs when he moved to Denver in 1971.

Von Mende and his wife, Pam, now live in Houston with their son, Todd, and two daughters, Kim and Sascha.



Jack Stanfield

Challenge is a way of life with some people, and Jack Stanfield definitely is one of those people. So when he was invited to join the Hurricane as assistant general manager and vice president of marketing...well, let him tell it.

"The Hurricane has offered me the personal challenge of leading the effort to establish such a great international sport here in Houston, definitely one of the greatest markets in the U.S. How could I refuse," Stanfield commented when the announcement of his new position was made in September, 1978.

He then wasted no time digging into the business side of the organization, where his responsibilities include ticket sales, promotions and advertising, public relations, and accounting. Just three months into his restructured campaign, season ticket sales had doubled over last year's total. Aggressive marketing and promotion programs attracted strongly committed sponsors. Broadcasting packages guaranteeing live radio transmission of all games and televising of six away games were sold easily. And the push continues, gathering more and more momentum.

The 36-year-old Stanfield, who grew up playing soccer in his native Toronto, brought 16 years of experience in professional ice hockey to the Hurricane following the demise of the Houston Aeros hockey club. He entered the professional sports world in 1962 as a player for the Chicago Blackhawks organization. After seven seasons with the Blackhawks, he transferred to the Vancouver Canucks organization for three years and from there to the Houston Aeros. In 1974, after two years on the Aeros playing team, he was named assistant general manager and assistant coach, and then in 1977 began devoting full time to the administrative end as assistant general manager and vice president of marketing.

Stanfield is confident that his Super Soccer '79 program will turn out to be just that, both for the Hurricane team and Houston sports fans. "Soccer is a good sport, and good entertainment, for the whole family," he says.

"We feel we've got a good product with an extremely attractive pricing structure," he adds. "In a good, healthy market, we feel that if we do a good job, it should be a very successful franchise."

Stanfield and his wife, Heidi, have two young sons, Cole and Shane, both of whom play competitive soccer.

The Staff



Linda Peruzzi
Assistant to the
General Manager



Lin Tanamachi
Comptroller



Diane Olson
Director of
Media Relations



Mary Dennis
Director of
Community Relations



Kit Wall
Office Manager and
Executive Secretary



Judy Street
Marketing Assistant



Karen Gren
Secretarial Assistant



Bill Krewson
Director of Sales



Kemper Kaiser
Director of
Group Sales



Sales Staff: (from left) Chris Jones, Helen Jones, Nick Jiga, Joy McDonald, John Steele, Larry Lawson

Team Staff



Jay Hoffman
Director of
Player Development



Randy Gee
Trainer



Robert Kincaid
Equipment Manager

Outlook '79

"This year, our goal has got to be the playoffs."

—Coach Timo Liekoski

The statement may seem simplistic: After all, each of the 24 NASL teams has its hopes set on the playoffs leading to that ultimate reward, the Soccer Bowl-79 championship trophy. But reality—and not just wishful thinking—is the basis of Liekoski's goal because this year's Hurricane has the talent, depth, and drive to reach for the heights.

There are two ways, Liekoski believes, to improve a team. First, to make a returning player better and second, to bring in stronger players to fill positions that were weak.

The first was accomplished over the winter when all 15 of the Hurricane's returning players went on loan to Houston's Summit Soccer team for the December-through-March indoor season. Seasoned by the demands of 24 games in two and a half months, the team built itself into an efficient fighting machine and handily wrapped up the regular season championship with an 18-6 record. And to prove that its success wasn't just a matter of inexperienced opponents, the team chalked up a 7-6 win over Moscow/Spartak—to mark the first American victory over Russians indoors in at least 12 years—and then became the first Americans to defeat the Tampa Bay Rowdies indoors at home, with a 15-6 trouncing.

As for Liekoski's second method, several new stars have been added to the Hurricane lineup for a new—and powerful—look in '79.

Kyle Rote Jr., all-time leading scorer for the Dallas Tornado who has averaged one point per game over his six-year professional career, will lead the attack this year. Strength up front also will be added by Juan Carlos Michia, a speedy and aggressive winger obtained from Argentina's championship first division Quilmes Athletic Club.

At midfield, there'll be two new faces. Kai Haaskivi, the brilliant Finnish international who demonstrated his playmaking and scoring abilities so well during the indoor season, is now a Tornado-turned-Hurricane full time. Also signed on is Walter Schuberth, a talented veteran of West Germany's leading second division team, Wormatia Worms.

The defense will be manned primarily by strong and experienced original Hurricanes, but the back line does have a newcomer too. He's Oscar Paez, a six-year veteran of Argentina's first division who played last year for Toronto.

Coach Liekoski expects the competition this year to be tougher than in 1978. That means less chance for error and a greater-than-ever need for talent, depth, and drive. This year, he's sure, the Hurricane has what it takes to reach that playoff goal.

The Way We Were

- Jan. 5, 1978 Awarding of the NASL's 24th franchise to Houston is announced by Commissioner Phil Woosnam and team President/General Manager Hans von Mende.
- Jan. 12, 1978 Timo Liekoski, assistant coach for the Dallas Tornado in 1976 and 1977, is signed as head coach.
- Jan. 17, 1978 Hurricane is selected as the team name after it was the most popular choice in a "name the team" contest that attracted over 9,000 entries in one week.
- Jan. 19, 1978 The first Hurricane—college standout Dale Russell—is acquired in a trade with the Tampa Bay Rowdies.
- Mar. 14-15, 1978 The Hurricane's first real introduction to Houston comes in the first Schlitz Indoor Tournament with wins over the San Diego Sockers and Los Angeles Aztecs.
- Apr. 2, 1978 The Hurricane's 1978 regular season opens with a 3-2 win over the Aztecs in Los Angeles.
- Apr. 8, 1978 The largest home crowd of the inaugural season—15,266—converges on the Astrodome for the Hurricane's home opener.
- May 26, 1978 Las Chivas Rayadas of Guadalajara, Mexico, face off against Houston in the Hurricane's first international exhibition match, held in Corpus Christi.
- Aug. 4, 1978 Last NASL playoff hopes are dashed with a 3-2 defeat by the Tampa Bay Rowdies in the Hurricane's season closer.
- Oct. 3, 1978 Kyle Rote Jr., top American soccer star and all-time leading scorer in Dallas Tornado history, is signed.
- Dec. 26, 1978 The Hurricane, playing as Summit Soccer, blows away the Cleveland Force 10-3 in the opening match of Houston's 24-game indoor season.
- Feb. 2, 1979 With a 15-6 victory, the Hurricane becomes the first American team to beat the Tampa Bay Rowdies indoors at home.
- Feb. 5, 1979 A come-from-behind victory over Moscow/Spartak by the Hurricane players marks the first time in NASL history that Americans have beaten Russians indoors.
- Feb. 9, 1979 Summit Soccer's Hurricane players become the first to clinch an indoor season playoff spot.
- Mar. 7, 1979 Summit Soccer finishes the indoor season in first place with an 18-6 record, and the Hurricane players race on to the playoffs.



Timo Liekoski

Hurricane Head Coach Timo Liekoski is in an enviable position these days: He gets a shot at two professional playoff series in the same year.

Liekoski's returning Hurricane squad, playing as Summit Soccer, already this year has breezed through the indoor season in championship fashion. First, a month before the end of the December-through-March season, it became the first team to clinch a playoff spot. Then it shot to a first-place finish with an 18-6 record.

Liekoski counts on the winter's momentum to carry his revamped 1979 Hurricane team on to a winning tradition. Strengthened by the addition of Kyle Rote Jr. and other class players, the new squad is talented, fit, and above all determined to transfer its indoor successes over into the outdoor season. "This year," the confident head coach pledges, "our goal has got to be the playoffs."


Playoff series are nothing new to the 36-year-old native of Helsinki, Finland. He coached one of the nation's collegiate soccer powers—Hartwick College in New York—for three seasons and served as assistant coach of the 1977 NASL Southern Division champion—the Dallas Tornado—for two seasons. In 1978, his Hurricane team seemed destined for a playoff spot until injuries at mid-season pointed the way to a disappointing finish.

One of only a few American-educated coaches in the NASL, Liekoski moved to the U.S. as a teenager and, after serving in the Army, attended Hartwick College on the G.I. Bill. There, he switched from ice hockey to soccer and was named All-American his junior year. He went on to Whittier College in California for a graduate degree in education as well as two years as coach of the varsity soccer team and then took over the soccer program at the University of Wisconsin (Milwaukee) in 1972 for one year. Returning to Hartwick in 1973, he compiled a 30-9-7 record as head coach over three seasons and took his team into three consecutive NCAA Division I tournaments.

After the 1975 season, Liekoski joined his former Hartwick coach, Al Miller, with the Tornado in Dallas. He was recruited in January of 1978, one week after Houston's franchise was granted, to develop the new Hurricane team.

Liekoski and his wife, Katie, have one son, Erik.


The Hurricane Players



**Ian
Anderson**

#2 Def 6-0 165 9-11-54 Edinburgh, Scotland

An original Hurricane who is equally at home and consistently good on the midfield and back lines. The Hurricane team captain both last year and this. Began his eight years of professional experience at age 16 with his country's Dundee F.C., then joined Scottish first division St. Johnstone of Perth for three seasons. Ranked as leading scorer from midfield for two years with St. Johnstone. Played on loan with the Tampa Bay Rowdies in 1977, his first year in the NASL, then signed on with the Hurricane for the full 1978 season. One of the top 10 scorers in the indoor league while on loan to Houston's Summit soccer team for the 1978-79 winter season, and the league's leading scorer through the first seven games until he was sidelined temporarily with a sprained ankle. Other credits include playing 12 times on Scotland's under-18 national team and selection for the country's under-23 national team in 1977. Married to Carlyn, father to Justin.



**Howie
Charbonneau**

#18 Def 5-10 165 6-12-55 Troy, New York

A talented young American who gained a place in the Hurricane starting lineup several times during the 1978 season. Turned professional in 1977 with the American Soccer League's California Sunshine and came in third in that year's Rookie of the Year voting behind a two-way tie for first. Signed with the Hurricane in early 1978. Before turning pro, played for Canadian Amateur Cup finalist Sudbury United in 1975. A regular on Houston's league-leading defensive unit while on loan over the winter to Summit Soccer in the indoor league. Played under now-Hurricane Head Coach Timo Liekoski at Hartwick College, where he participated in four consecutive NCAA playoffs. Graduated with a degree in counseling and psychology from Hartwick. Extremely articulate and an accomplished speaker. Single.



**Dan
Geerling**

#17 Mid 5-8 145 8-17-56 San Jose, California


Spent the 1978 Hurricane season polishing his skills on the reserve team, then showed what he had learned by earning a starting spot on Houston's Summit Soccer squad while on loan to the indoor league over the winter. Helped engineer Houston's unprecedented come-from-behind victory over Russia's Moscow/Spartak team indoors with a brilliant goal. Attended Florissant Valley Community College in St. Louis, Missouri, where he was an active starter at midfield. Helped lead his team in 1975 to the National Junior College Athletic championship and was named to the All-Tournament Team for his valuable play. Acquired international experience while playing for the Florissant Celtics in junior competition, and also coached the junior team for two years. Raised in St. Louis but says anywhere in America could be a good home. Retains amateur status. Single.



**Kai
Haaskivi**

#6 Mid 5-10 175 12-28-55 Lahti, Finland

A play-making midfielder who made himself such an indispensable part of the Houston team while on loan to Summit Soccer over the winter that the Hurricane purchased his full-time rights from the Dallas Tornado. The leading scorer in the indoor league through much of the inaugural 1978-79 season. First played in the NASL in 1978 with Dallas, after being recruited by then-assistant Tornado coach Timo Liekoski. Plagued by injury and illness during the 1978 season, he started only six games and tallied one goal and two assists. Has played 26 times for his country at the under-18, under-21, and full international appearance levels. Scored in Finland's World Cup qualifying loss to Italy in 1977. The son of the Finnish National Soccer Association's technical director. Grew up in Helsinki, so calls that city home. Came to the U.S. already fluent in English, having studied the language for eight years in school. A pinball wizard. Single.



**Paul
Hammond**

#1 GK 6-1 190 7-26-53 Nottingham, England

One of four ex-Rowdies who now call Houston home, he joined his former teammates on the Hurricane midway through the 1978 season. The leading goalkeeper in the indoor league over the winter while on loan to Summit Soccer, where he became the third 'keeper in American indoor soccer history to record a shutout. Began his professional career with England's Crystal Palace F.C., where he played for six years. Came to the U.S. on loan to the Rowdies in 1975 and that year set a still-standing league playoff record of complete shutouts in taking Tampa Bay to the NASL championship title. Unable to return on loan the following year, he was purchased by the Rowdies in 1977 and then by the Hurricane. Nicknamed "Cage" and known for long punts and strong, attacking goalkeeping. Skillfully controls the back line through veteran understanding of the game and keen intuition. Married to an American, Hope, and father to Lisa and Paul Jr.



**Stewart
Jump**

#13 Def 5-9 155 1-27-52 Crumpsall, England

The Hurricane's Athlete of the Year for 1978, as chosen by members of the Houston Sportswriters and Sportscasters Association. So respected for his playing abilities that he was one of a few "outsiders" invited along on the New York Cosmos' exhibition tour of Europe last summer. Began his career in 1967 as an apprentice with England's Stoke City F.C., then turned professional with that club in 1969. Transferred from there for a high \$175,000 fee in 1973 to his country's Crystal Palace F.C., where he started regularly through 1977. Also played on loan to the Tampa Bay Rowdies for three seasons beginning in 1975 and was named most valuable player of that year's NASL championship game between the Rowdies and the Portland Timbers. Named to the NASL all-star second team in 1975 and 1976. His first full contract in the NASL came with the Hurricane in early 1978. One of the indoor league's top 10 scorers while on loan over the winter to Summit Soccer. Single.



**Mark
Lindsay**

#15 Mid 5-8 155 3-6-55 London, England

The Hurricane's top scorer in 1978 until knee surgery for torn ligaments cut short what had promised to be a brilliant season. His full recovery was demonstrated over the winter while he was on loan to Summit Soccer in the indoor league and then again in the Hurricane's pre-season outdoor match against the Tulsa Roughnecks, when he scored the only and winning goal. Another ex-Tampa Rowdies member, he first played professionally with England's Crystal Palace club from 1972 through 1976. Gained his first two years' experience in the NASL at the same time while on loan to the Rowdies in 1975 and 1976. Acquired full time by Tampa Bay in 1977, and then the Hurricane purchased his contract in 1978. An attacking midfielder, he was the NASL's sixth leading scorer in 1976. Nicknamed "Jaws" for his non-stop talking and his penchant for stealing the ball from opponents. Married to Jackie and to be a father in July.



**Eduardo
Marasco**

#9 Fwd 5-7 153 2-22-53 Mar del Plata, Argentina

One of the original Hurricane team, this soft-spoken Argentinian has the stamina and speed to consistently fulfill his ambition to excel. Started playing at age 17 with Argentina's first division Kimberley Club and helped take his team to the 1971 national tournament. Transferring to the Gimnasia Y Esgrima club in 1972, he became known throughout South America as an aggressive striker by scoring 58 goals in league and tournament play over the next three years. Played on one of Argentina's top pro teams, Club Union de Santa Fe, in 1975-1977, where he chalked up another 43 goals, before signing with the Hurricane for the 1978 season. Was injured just before the start of the indoor season while on loan over the winter to Summit Soccer and played in only six matches with the team. Has completed two years of medical school in Argentina and hopes to finish his studies after a few more years of professional play in America. Married to Adriana.



**Nicky
Megaloudis**

#5 Def 6-0 170 9-24-57 Manhattan, New York

One of only two NASL rookies to earn Player of the Week honors during the 1978 season. Completed his first season with the Hurricane as an amateur to preserve his Olympic eligibility but signed a two-year professional contract after that. Chosen defensive player of the game three times as a rookie, in addition. A member of Houston's league-leading defensive unit while on loan over the winter to Summit Soccer of the indoor league but was powerful on attack too, with eight goals and 11 assists during the indoor season. An all-star performer at every level he's played: selected All-American from Long Island University in 1976 and 1977; on the U.S. Olympic Team in 1977; and played for the National Youth Team during high school in 1974 and 1975. Born in Manhattan but grew up in Queens and calls that home. Very popular with the fans, especially—and not surprisingly—women. Nicknamed "Slick Nick." Single.



**Juan Carlos
Michia**

#11 Fwd 5-7 150 3-3-56 Sarandi, Argentina


A fast and aggressive forward who begins his first year of NASL play in 1979 with the Hurricane. Signed by Houston after Head Coach Timo Liekoski noticed him during a scouting tour of South America last fall. Comes from a winning tradition as a starter for Argentina's 1978 first division champion, Quilmes Athletic Club. Began playing with the Quilmes junior team at age 16, was promoted to the first team at age 19, and then signed professional forms a year later. Over his two full seasons as a pro, scored two dozen goals. Helped take Quilmes to its first championship trophy in a spectacular come-from-behind struggle in which the team, in sixth place in the league one third of the way through the season, moved to the top by winning 10 of its last 13 games. Had begun studying accounting after graduation from high school and hopes to be an accountant after his playing career ends. Quiet off the field, he enjoys listening to music and playing racquetball. Single.



**Gerry
Morielli**

#19 Fwd 5-10 165 2-9-58 Montorio, Italy

A speedy and skilled young player who saw limited action during the 1978 Hurricane season, his first in the NASL, because of injury. A member of the Canadian Olympic Team, so maintains amateur standing. One of the indoor league's top 10 scorers through much of the season while on loan over the winter to Summit Soccer. Of Italian birth and heritage, but grew up in Montreal, Canada, where he began playing soccer at age eight. During high school, was selected most valuable player of the team all four years. An active starter with Canada's semi-pro Montreal Castors in 1975-1977, he helped make his team both the Ontario Cup and Canadian Cup champions. His first goal in the NASL gave the Hurricane a 3-2 victory over Oakland. He and fellow Canadian/teammate Tony Vaccaro are well known for the gourmet Italian meals they often toss together. A ladies' man and lover of good clothing. Single.



**Matt
O'Sullivan**

#20 Def 6-0 180 7-1-55 San Francisco, California

Although a rookie, earned his way into the 1978 Hurricane lineup through hard work and determination and started 14 games. Had to rebuild his professional soccer career after tearing knee ligaments in a pre-season game in 1976, right after selection as the first-round pick of the Seattle Sounders in the college draft. Out almost a full season with the injury, he returned to school before getting a second chance with the Hurricane. In his first game for Houston, scored the game-winning goal against the Los Angeles Aztecs in shootout. An All-American from California's Chico State University in 1974 and 1975 and a member of the 1976 U.S. Olympic Team. Participated in the Eighth President's Cup in Korea last September as part of the U.S. National "B" Team. One of only two players to participate in all 24 regular season games while on loan to Summit Soccer in the indoor league over the winter. A steady, consistent player, and a favorite with the fans. Single.



Oscar Paez

#4 Def 6-0 170 12-59-53 San Miguel, Argentina

Moved down from Toronto for his first season as a Hurricane and his second in the NASL. Was invited to Hurricane training camp in late February and so impressed Head Coach Timo Liekoski that he was signed in short order. Began playing with Argentina's San Lorenzo club while still in high school, at age 13, and signed professionally with that championship team in 1973. Played two seasons there before transferring in 1975 to Nueva Chicago, another first division club, for three seasons. Joined the Toronto Metros-Croatia (now the Blizzard) for the 1978 season. Also played on the Argentinian National Youth Team in 1973. A powerful player still in his prime and with years of solid experience behind him. Usually plays point, or stopper, on defense. Has never had his playing career interrupted by serious injury. Outside interests include listening to music. Married to Cristina.



Summit Soccer clinches the indoor league's first regular season championship.

Photo by Mark Burns



**Kyle
Rote Jr.**

#12 Fwd 6-0 180 12-25-50 Dallas, Texas

Obtained by the Hurricane for the 1979-81 seasons in a transaction involving the highest purchase price ever paid for an American soccer player. America's first native soccer superstar. The first rookie and first American to lead the NASL in scoring, which he did in 1973 with 10 goals and 10 assists. Led the Dallas Tornado that year to the NASL championship over the Philadelphia Atoms and also was named Rookie of the Year. All-time leading scorer for the Tornado during his six seasons in Dallas, where he averaged one scoring point per game. Played six times for the U.S. National Team in 1974 and 1975. Could have followed in the footsteps of his famous father, football great Kyle Rote, but switched to soccer instead during his sophomore year at University of the South. Was named most valuable player of the university team all three years there and was team captain as a junior and senior. The only three-time champion of the American Superstars competition, winning in 1974, 1976, and 1977. Married to Mary Lynne and father to William Kyle III (Will).

Kyle Rote Jr.'s career record:

Year	Games	Min.	Shots	Goals	Assists	Points
1973	18	1518	38	10	10	30* **
1974	18	1367	36	7	2	16
1975	21	1663	41	5	6	16**
1976	18	1163	28	3	3	9
1977	24	1971	57	11	6	28**
1978	21	1477	32	6	7	19

Totals 120 9159 232 42 34 118

* Led the entire NASL in scoring

** Led the Dallas Tornado in scoring



**Dale
Russell**

#10 Fwd 5-10 165 1-19-55 Warwick Parrish, Bermuda

Another returning Hurricane, considered one of the finest players ever to have been produced by the U.S. college system. Selected All-American all four years at Pennsylvania's Philadelphia Textile and named College Player of the Year by Soccer Monthly magazine in his junior year. The Hurricane's first player transaction—acquired in trade with the Tampa Bay Rowdies involving Houston's third-round draft choice in 1978—when he signed an amateur status contract at the beginning of the inaugural season. Was drafted third in the 1977 NASL college draft but turned down a contract in American in favor of playing in West Germany. One of just 20 players chosen to tour Europe last summer with the U.S. National "A" Team and scored one of the American's three goals on the tour. Scored 10 goals and added 11 assists for Summit Soccer while on loan to the indoor league over the winter. Has applied for U.S. citizenship. Married to Gwen.



**Walter
Schuberth**

#7 Mid 5-8 163 4-1-50 Strassdorf, West Germany

An attacking midfielder obtained from West Germany's leading second division team, Wormatia Worms, for his first season as a Hurricane and his first in the NASL. Scored nine goals in 18 games this season for Wormatia Worms, a club named for the picturesque village of Worms, Germany. Began his professional career in 1970 with Munich 1860, also a second division club. Joined Wormatia Worms in 1976 and helped the team advance from amateur league status to the second division. Tallied 12 goals during the complete season last year and eight the season before. Has always wanted to see the U.S. and also was spurred by the successes of fellow Germans Franz Beckenbauer, the New York Cosmos' famous midfielder, and Karl-Heinz Granitza, the powerful striker who helped take the Chicago Sting from last place in its division in 1978 to the playoffs. Single.



**Roland
Sikinger**

#16 GK 6-2 200 3-20-59 Milwaukee, Wisconsin


Considered by Head Coach Timo Liekoski as one of America's most promising young goalkeepers. Played little for the Hurricane in 1978 but gained considerable on-field experience over the winter while on loan to Summit Soccer of the indoor league. Retains amateur status to remain eligible for the U.S. Olympic Team. Toured Germany with the U.S. National Youth Team in 1975 and played in the 1976 CONCACAF Tournament in Puerto Rico as a member of the U.S. Junior Olympic Team, which won the third-place medal. Selected All-American from Madison High School in Milwaukee during his senior year in 1977. Played for championship amateur teams from childhood through high school with the Bavarian Soccer Club in Milwaukee. Lost his standing as the only teenager on the Hurricane team in March. Nicknamed "King Kong" for his size, strength, and comparable appetite. Newly married to Judy.



**Mark
Stahl**

#3 Def 5-9 155 8-25-53 San Francisco, California

In Houston for a second season now, much to the delight of his long-time Texas fans. Has four years of NASL experience behind him. Began his professional career in 1975 as a first-round draft pick with the San Antonio Thunder. After two years in San Antonio, moved with the team to Hawaii for a personally successful season and then again to Oklahoma when Team Hawaii became the Tulsa Roughnecks in 1978. Acquired from Tulsa in early 1978. Part of Houston's league-leading defensive unit while on loan over the winter to Summit Soccer of the indoor league. His nickname, "Marker," is more than a play on the name; it's also apt for the one-on-one defensive abilities of this personable player. Gained international playing experience with the Seleccion Amistad team during a tour of Central America in 1974 and also played in that year's Senior Bowl. A graduate of California's Chico State University. Married to Carlene.



**John
Stremlau**

#8 Mid 5-9 165 11-23-53 St. Louis, Missouri

Returns to the Hurricane for his fourth year in the NASL. Went professional in 1976 as the number one choice of the Dallas Tornado in that year's college draft. As a rookie, he played 10 games for Dallas and was named most valuable player in an exhibition match against England's powerful Manchester United after scoring the equalizer late in the game. Traded back to his hometown St. Louis Stars (now the California Surf) in 1977, and then acquired from the Surf in early 1978 to join the new Hurricane team. One of the most skillful midfielders ever produced in the U.S. Named All-American from Southern Illinois University, where he won ranking as one of the top 10 scorers in the college's history. In 1976, voted most valuable player of the NCAA Division II final and also of the Senior Bowl. Also a member of the 1976 U.S. Olympic Team. One of the indoor league's top 10 scorers through most of the season while on loan over the winter to Summit Soccer. Single.



**Tony
Vaccaro**

#22 Mid 5-8 150 9-3-56 Sicily, Italy

A stalwart on the Hurricane reserve team in 1978. Before signing on in Houston, played with Canada's semi-pro Montreal Castors, which won the second-place silver medal in the 1977 Canada games. That same year, was one of 17 players selected by the Canadian Federation to prepare for the 1980 Olympics. Led Montreal's Dawson College team through the league championships two years and was voted the school's Athlete of the Year in 1977. Holds a degree in social sciences from Dawson. Traveled throughout Europe with the Quebec Provincial All-Star Team, known locally as the "Quebec Selects," in 1975. Played on loan last winter with Summit Soccer in the indoor league. Moved as a child from Sicily to Canada, where he began playing soccer at age 12 in Montreal's youth leagues. Views soccer as a school of learning for discipline and mental stamina. Single.

1978 Houston Hurricane Individual Statistics

Name	Pos.	GS	Min.	Shots	Goals	Assts	Pts	Fouls	Cau/Ej
Dean Smith	Fwd	14	1340	41	6	7	19	15	0/0
Bobby Lennox	Fwd	30	2736	82	3	6	12	52	1/0
Mark Lindsay	Mid	10	900	31	4	4	12	16	1/0
Ian Anderson	Mid	25	2200	45	3	3	9	60	4/0
Peter Welsh	Fwd	10	1005	45	4	1	9	15	1/0
John Dowie	Mid	21	1694	30	1	6	8	30	4/0
Eduardo Marasco	Fwd	11	1177	48	3	1	7	17	0/0
Dale Russell	Fwd	12	1219	40	3	0	6	21	0/0
Fritz Kunzli	Fwd	8	724	22	2	0	4	14	0/0
Stewart Jump	Def	28	2483	15	1	2	4	26	5/0
Gerry Morielli	Fwd	8	748	17	1	1	3	9	0/0
Barry Lloyd	Mid	9	833	9	0	3	3	15	0/0
Radomir Stefanovic	Def	27	2440	7	1	0	2	95	4/0
Matt O'Sullivan	Def	14	1348	7	0	1	1	46	0/0
Nicky Megaloudis	Def	23	2135	27	0	1	1	38	0/0
John Stremmlau	Mid	16	1653	22	0	0	0	24	0/0
Mark Stahl	Def	13	1285	7	0	0	0	27	0/0
Howie Charbonneau	Def	5	470	5	0	0	0	8	0/0
Art Napolitano	Fwd	3	299	5	0	0	0	3	0/0
Colin Newstead	Fwd	0	20	0	0	0	0	0	0/0

Team Goals	2	2
Opponent "Own Goal"	1	2

HURRICANE TOTALS	30	2759	542	35	38	110	555	27/0
OPPONENTS TOTALS	30	2759	499	60	73	193	461	19/1

Goalkeepers:

Name	GS	Min.	Shots Agnst	Goals Agnst	Saves	Shutouts	Avg.
Keith Van Eron	18	1737	299	31	114	6	1.61
Paul Hammond	8	724	155	22	52	1	2.74
Roland Sikinger	1	103	12	2	5	0	1.75
Others	3	195	33	5	9	0	2.30

HURRICANE TOTALS	30	2759	499	60	180	7	1.92
OPPONENTS TOTALS	30	2759	542	35	180	11	1.14

Team General Records

Win-loss record, season: 10-20	Penalty kicks taken, season: 2
Home record: 5-10	Penalty kicks made, season: 1
Road record: 5-10	Season standing: fourth place in the American Conference
Most consecutive games won: 3	Central Division
Most consecutive games lost: 7	Total points, season: 96
Games determined in overtime: 3	Bonus points, season: 36
Games determined by shootout: 3	

1978 Game-By-Game Results

	Date	Houston	Opponent	Att.	Scoring
W	4/2	3	at Los Angeles	2*	10,112 Orhan, Lindsay Shootout
L	4/8	0	Dallas	3	15,266 —
W	4/14	3	at Memphis	0	10,523 Marasco, Lindsay, Lennox
L	4/19	1	San Jose	2*	5,113 Lindsay
L	4/23	0	New England	1	5,117 —
W	4/26	1	at San Diego	0*	2,410 Shootout
L	5/7	1	at Rochester	3	8,222 Anderson
L	5/14	0	at New England	4	5,220 —
W	5/19	2	at California	0	7,647 Lindsay, Smith
W	5/23	4	Colorado	0	4,866 Welsh, Smith
W	5/28	3	California	0	4,996 Smith, Lennox, Surf own goal
L	6/1	2	Tulsa	4	4,306 Smith, Marasco
L	6/4	0	Oakland	1	4,463 —
W	6/7	1	Washington	0	4,438 Orhan
L	6/10	0	at Tampa Bay	2	12,770 —
W	6/14	3	at Oakland	2	8,616 Anderson, Dowie, Morielli
L	6/18	1	at Colorado	3	6,317 Smith
W	6/20	3	Chicago	2#	5,497 Anderson, Stefanovic, Russell
L	6/24	2	Detroit	3#	8,524 Russell, Welsh
L	6/28	0	at Minnesota	2	33,015 —
L	7/2	0	Seattle	2	4,703 —
L	7/6	0	Minnesota	3	3,853 —
L	7/9	1	Ft. Lauderdale	2	4,001 Jump
L	7/16	0	at Detroit	3	17,138 —
L	7/18	2	at Philadelphia	4	5,546 Smith, Kunzli
W	7/22	1	Memphis	0	5,235 Kunzli
L	7/27	0	at Tulsa	4	19,898 —
L	7/29	0	at Dallas	4	7,143 —
L	8/2	1	at Chicago	2#	5,740 Lennox
L	8/4	2	Tampa Bay	3	6,707 Marasco, Russell

* Shootout tiebreaker

In overtime

The 1979 Hurricane

No.	Name	Pos.	Ht.	Wt.	Age	
1	Paul Hammond	GK	6-1	190	25	Nott
2	Ian Anderson	Def	6-0	165	24	Edin
3	Mark Stahl	Def	5-9	155	25	San
4	Oscar Paez	Def	6-0	170	25	San
5	Nicky Megaloudis	Def	6-0	170	21	Mar
6	Kai Haaskivi	Mid	5-10	175	23	Laht
7	Walter Schuberth	Mid	5-8	163	28	Stra
8	John Stremiau	Mid	5-9	165	25	St. I
9	Eduardo Marasco	Fwd	5-7	153	26	Mar
10	Dale Russell	Fwd	5-10	165	24	War
11	Juan Carlos Michia	Fwd	5-7	150	23	Sara
12	Kyle Rote Jr.	Fwd	6-0	180	28	Dall
13	Stewart Jump	Def	5-9	155	27	Crur
15	Mark Lindsay	Mid	5-8	155	24	Lon
16	Roland Sikinger	GK	6-2	200	20	Milv
17	Dan Geerling	Mid	5-8	145	22	San
18	Howie Charbonneau	Def	5-10	165	23	Troy
19	Gerry Morielli	Fwd	5-10	165	21	Mor
20	Matt O'Sullivan	Def	6-0	180	23	San
22	Tony Vaccaro	Mid	5-8	150	23	Sici

Team Staff

Head Coach: Timo Liekoski

Director of Player Development: Jay Hoffman

Trainer: Randy Gee

Equipment Manager: Robert Kincaid

Birthplace	Citizen	1978 Club
Birmingham, England	England	Houston Hurricane
Edinburgh, Scotland	Scotland	Houston Hurricane
San Francisco, CA	U.S.A.	Houston Hurricane
Miguel, Argentina	Argentina	Toronto Metros-Croatia
Manhattan, NY	U.S.A.	Houston Hurricane
Juho, Finland	Finland	Dallas Tornado
Worms, W. Germany	Germany	Wormatia Worms
St. Louis, MO	U.S.A.	Houston Hurricane
Del Plata, Argentina	Argentina	Houston Hurricane
St. John's, Bermuda	Bermuda	Houston Hurricane
Quilmes, Argentina	Argentina	Quilmes A.C., Argentina
Dallas, TX	U.S.A.	Dallas Tornado
Walsby, England	England	Houston Hurricane
London, England	England	Houston Hurricane
Madison, WI	U.S.A.	Houston Hurricane
San Jose, CA	U.S.A.	Houston Hurricane
Albany, NY	U.S.A.	Houston Hurricane
Montreal, Canada	Canada	Houston Hurricane
San Francisco, CA	U.S.A.	Houston Hurricane
Montreal, Canada	Canada	Houston Hurricane

Pronunciation Guide

Charbonneau	Shar' buh no
Haaskivi	Hoss' kuh vee
Megaloudis	Meg uh loo' dis
Michia	Mich' uh
Paez	Pie ez'
Schuberth	Shoo' bert
Sikinger	Sick' in jer
Stahl	Stall

Summit Soccer

Final 1978-79 Regular Season Statistics

No.	Name	Pos.	GP	Goals	Assists	Pts.	Shots	PM
1	Paul Hammond	GK	17	—	1	1	—	10
2	Ian Anderson	Fwd	21	29	13	42	138	12
3	Mark Stahl	Def	23	6	3	9	44	12
5	Nicky Megaloudis	Def	22	8	11	19	159	24
6	Kai Haaskivi	Fwd	22	39	25	64	208	10
8	John Stremmlau	Fwd	24	16	21	37	76	4
9	Eduardo Marasco	Fwd	6	2	2	4	11	4
10	Dale Russell	Fwd	18	10	11	21	90	4
13	Stewart Jump	Def	21	21	18	39	100	20
15	Mark Lindsay	Fwd	10	3	4	7	45	2
16	Roland Sikinger	GK	8	—	—	—	—	6
17	Dan Geerling	Fwd	21	1	1	2	23	10
18	Howie Charbonneau	Def	23	4	4	8	60	20
19	Gerry Morielli	Fwd	19	20	13	33	119	21
20	Matt O'Sullivan	Def	24	7	4	11	60	18
22	Tony Vaccaro	Fwd	21	8	4	12	63	2
23	Ossie Vazquez	Fwd	5	1	0	1	4	0
	Bench Penalties							4

HOUSTON TOTALS			24	175	135	310	1200	183
OPPONENTS TOTALS			24	114	84	198	1112	207

Goalkeepers:

No.	Name	GP	Min.	Record in Goal	Shots Agst.	Saves	Goals Agst.	GA Avg.	% Goals Saved
1	Paul Hammond	17	1010	13-3	733	298	70	4.16	80
16	Roland Sikinger	8	453	5-3	379	141	44	5.83	76

HOUSTON TOTALS	24	1463	18-6	1112	439	114	4.68	79
OPPONENTS TOTALS	24	1463	6-18	1200	468	175	7.18	73

POWER PLAY

STATISTICS:	Att.	Goals	Eff %
Houston	96	38	39.6
Opponents	84	18	21.4

PENALTY KILLING

STATISTICS:	Times Short	GA	Eff %
Houston	84	18	78.6
Opponents	96	38	60.4

Hurricane Indoor Exhibition Results

Date	Opponent	Score	Att.	Scoring
3/4/78	Washington	5-8 L	2,400	Russell (2), Morielli, Vaccaro, O'Sullivan
3/5/78	Tulsa	3-12 L	2,505	Morielli, O'Sullivan, Vaccaro
3/14/78	San Diego	10-5 W	4,230	Lindsay (5), Orhan (2), Jump (2), Russell
3/15/78	Los Angeles	4-3 W	4,627	Megaloudis (2), Anderson, O'Sullivan
12/1/78	Dallas	7-8 L	5,800	Morielli (4), Marasco, Newman, Vaccaro
12/19/78	Dallas	3-7 L	5,007	Russell, Anderson, Vaccaro
1/25/79	Tampa Bay	4-6 L	2,743	Russell (2), Vaccaro, Vazquez
2/2/79	Tampa Bay	15-6 W	6,002	Anderson (5), Jump (3), Lindsay (3), Haaskivi, Stremmlau, Charbonneau, Tampa own goal
2/5/79	Moscow/Spartak	7-5 W	5,723	Anderson (4), Haaskivi (2), Geerling
TOTALS		4W, 5L	39,037	

Summit Soccer

1978-79 Regular Season Records

General Team Records

Final MISL standing: first place
Win-loss record: 18-6 (home, 11-1; road, 7-5)
Most consecutive games won: 5
Most consecutive games lost: 2
Games determined in overtime: 5
Most penalties, Houston, game: 7, at Pittsburgh 1/9/79 and vs. Cincinnati 2/9/79
Least penalties, Houston, game: 0, vs. Cleveland 3/9/79
Most penalties, opponent, game: 10, Cincinnati at Houston 2/9/79
Least penalties, opponent, game: 1, Cincinnati at Cincinnati 1/7/79 and Cleveland at Houston 3/9/79
Total penalty minutes, Houston: 183
Total penalty minutes, opponents: 207

Offensive Records

Total goals scored: 175
Average goals scored per game: 7.3
Most goals scored, game: 11, vs. New York 1/4/79
Most goals scored, both teams, game: 22, Houston (8) at New York (14) 2/23/79
Least goals scored, game: 3, at Cincinnati 3/3/79
Least goals scored, both teams, game: 7, vs. Pittsburgh 1/7/79 and at Cincinnati 3/3/79
Total assists: 135
Most assists, game: 9, vs. Pittsburgh 1/17/79
Total scoring points: 310
Most scoring points, game: 19, vs. New York 1/4/79
Least scoring points, game: 5, at Cincinnati 3/3/79
Most shots, game: 72, vs. Cleveland 12/26/78 and vs. New York 1/2/79
Least shots, game: 32, at Pittsburgh 1/9/79
Most shots, both teams, game: 120, Houston at New York 1/19/79
Least shots, both teams, game: 71, Houston at Pittsburgh 1/9/79
Most shots, opponent, game: 65, at New York 1/19/79
Least shots, opponent, game: 23, Cleveland at Houston 3/7/79
Largest margin of victory: 9 points (9-0), vs. Cleveland 3/9/79
Games scoring 1-4 goals: 3
Games scoring 5-9 goals: 17
Games scoring 10 or more goals: 4
Earliest goal scored: :07 in first quarter, at New York 2/23/79
Least time between two goals: 9 seconds, at Philadelphia 1/6/79
Least time between three goals: 1:47, vs. Pittsburgh 1/14/79
Power play attempts/goals scored: 96/38
Power play success percentage: 39.6
Penalty kicks attempted/made: 3/3
Most power play goals, game: 6, vs. Cincinnati 2/9/79
Most power play goal attempts, game: 9, vs. Cincinnati 2/9/79
Consecutive games with at least one power play goal: 12

Defensive Records

Total goals allowed: 114
Average goals allowed per game: 4.8
Most goals allowed, game: 14, at New York 2/23/79
Least goals allowed, game: 0, vs. Cleveland 3/9/79
Times playing shorthanded/goals against: 84/18
Penalty killing percentage: 78.6
Largest margin of defeat: 6 points (14-8), at New York 2/23/79

Goalkeeper Records

Best goals-against average, season: 4.22, Paul Hammond (17 games, 1010 minutes)
Most goals allowed, game: 14, Paul Hammond, at New York 2/23/79
Least goals allowed, game: 0, Paul Hammond, vs. Cleveland 3/9/79
Most saves, game: 27, Paul Hammond, at Philadelphia 1/30/79
Least saves, game: 9, Paul Hammond, vs. Cleveland 12/26/78, vs. New York 1/2/79, and vs. Philadelphia 2/11/79
Most saves, both teams, game: 54 New York at Houston 1/23/79
Least saves, most teams, game: 25, Cleveland at Houston 12/28/78
Total saves, Houston: 439
Penalty kicks attempted against/saved: 2/1

Individual Records

Most goals, season: 39, Kai Haaskivi
Most assists, season: 25, Kai Haaskivi
Most scoring points, season: 64, Kai Haaskivi
Most goals, game: 6, Ian Anderson
Most goals, one half: 4, Ian Anderson
Most assists, game: 4, John Strelau and Kai Haaskivi
Most scoring points, game: 6, Ian Anderson
Most games scoring one goal or more: 18, Kai Haaskivi
Most games with one or more scoring points: 19, Stewart Jump
Most consecutive games scoring one goal or more: 7, Kai Haaskivi
Most unassisted goals: 12, Kai Haaskivi
Earliest goal: :07 in first quarter, Ian Anderson
Latest goal, regulation time: 14.28 in fourth quarter, Kai Haaskivi
Latest goal, game: 62:40 (2:40 into overtime), Ian Anderson
Fastest two goals: 35 seconds, Ian Anderson
Fastest three goals: 2:14, Ian Anderson
Fastest four goals: 12:26, Ian Anderson
Most game-winning goals: 5, Stewart Jump and Kai Haaskivi
Most power play goals: 9, Kai Haaskivi
Most times scoring first goal in game: 6, Ian Anderson
Most shots, season: 208, Kai Haaskivi
Most shots, game: 18, Ian Anderson and Kai Haaskivi
Most penalty minutes, season: 24, Nicky Megaloudis
Most penalty minutes, game: 5, Gerry Morielli
Three-goal or better games: 8, Kai Haaskivi, 5, Ian Anderson; 3, Gerry Morielli; 2, Stewart Jump; 1, John Strelau and Tony Vaccaro

1979 North American Soccer League Schedule

Day	Date	Opponents	Time*		
Saturday	March 24	California at San Diego	7:30 p.m.		
		Detroit at Dallas	8:00 p.m.		
		Philadelphia at Memphis	7:30 p.m.		
Sunday	March 25	Ft. Lauderdale at Washington	2:30 p.m.		
Friday	March 30	Tulsa at Seattle	7:30 p.m.		
		Dallas at Vancouver	8:00 p.m.		
		Chicago at California	7:30 p.m.		
Saturday	March 31	New York at San Diego	7:30 p.m.		
		Portland at San Jose	8:00 p.m.		
		Toronto at Houston	8:00 p.m.		
		Tampa Bay at Memphis	7:30 p.m.		
		New England at Ft. Lauderdale	8:00 p.m.		
		Rochester at Philadelphia	2:00 p.m.		
		Detroit at Edmonton	TBA		
Sunday	April 1	Atlanta at Washington	2:30 p.m.		
Friday	April 6	Edmonton at Vancouver	8:00 p.m.		
Saturday	April 7	Los Angeles at Memphis	7:30 p.m.		
		Rochester at Atlanta	7:30 p.m.		
Saturday	April 7	Houston at Dallas	8:00 p.m.		
		Chicago at Philadelphia	7:30 p.m.		
		New England at Tampa Bay	8:00 p.m.		
		Seattle at California	7:30 p.m.		
		San Diego at Portland	2:00 p.m.		
		Minnesota at Tulsa	3:00 p.m.		
		Ft. Lauderdale at Toronto	2:00 p.m.		
Wednesday	April 11	New York at Washington	2:30 p.m.		
Wednesday	April 11	Memphis at Edmonton	TBA		
		Minnesota at Portland	8:00 p.m.		
Saturday	April 14	Los Angeles at California	7:30 p.m.		
		Edmonton at San Jose	8:00 p.m.		
		New York at Atlanta	7:30 p.m.		
		Seattle at Dallas	8:00 p.m.		
		Rochester at Tulsa	8:00 p.m.		
		Vancouver at Chicago (W)	2:30 p.m.		
		Memphis at Detroit	7:30 p.m.		
		San Diego at Houston	8:00 p.m.		
		Washington at Ft. Lauderdale	8:00 p.m.		
		New England at Philadelphia	7:30 p.m.		
		Toronto at Tampa Bay	8:00 p.m.		
		Thursday	April 19	New England at Houston	8:00 p.m.
		Saturday	April 21	Los Angeles at Seattle	7:30 p.m.
				Portland at Vancouver	8:00 p.m.
		Saturday	April 21	San Jose at San Diego	7:30 p.m.
Dallas at Tulsa	8:00 p.m.				
Atlanta at Detroit	7:30 p.m.				
Houston at Memphis	7:30 p.m.				
Philadelphia at Tampa Bay	8:00 p.m.				
Sunday	April 22			California at Edmonton	TBA
Sunday	April 22			Ft. Lauderdale at New York	2:30 p.m.
		Washington at Rochester	3:00 p.m.		
		Minnesota at Toronto	2:00 p.m.		
Wednesday	April 25	Tampa Bay at Toronto	7:00 p.m.		
Friday	April 27	Vancouver at San Diego	7:30 p.m.		
Saturday	April 28	Memphis at New England	8:00 p.m.		
		Los Angeles at San Jose	8:00 p.m.		
		California at Dallas	8:00 p.m.		
		Houston at Chicago (W)	3:30 p.m.		
		Tampa Bay at Ft. Lauderdale	8:00 p.m.		
		Sunday	April 29	Tulsa at Washington	2:30 p.m.

1979 NASL Schedule Continued

		Edmonton at Portland	2:00 p.m.
		Atlanta at Minnesota	3:00 p.m.
		Philadelphia at New York	2:30 p.m.
		Detroit at Rochester	3:00 p.m.
Wednesday	May 2	San Diego at Vancouver	8:00 p.m.
		Seattle at Minnesota	8:00 p.m.
Friday	May 4	New York at Toronto	7:30 p.m.
Saturday	May 5	Edmonton at Los Angeles	7:30 p.m.
		Tulsa at Portland	8:00 p.m.
		San Diego at Seattle	7:30 p.m.
		Memphis at California	7:30 p.m.
		Vancouver at San Jose	8:00 p.m.
		Tampa Bay at Atlanta	7:30 p.m.
		Minnesota at Detroit	7:30 p.m.
		Rochester at New England	8:00 p.m.
		Ft. Lauderdale at Philadelphia	7:30 p.m.
Sunday	May 6	Houston at New York	2:30 p.m.
		Chicago at Toronto	2:00 p.m.
		Dallas at Washington	2:30 p.m.
Wednesday	May 9	New England at Edmonton	TBA
		San Jose at Detroit	8:00 p.m.
Thursday	May 10	Portland at Minnesota	8:00 p.m.
Friday	May 11	Rochester at Vancouver	8:30 p.m.
Saturday	May 12	Minnesota at Los Angeles	7:30 p.m.
		San Jose at Seattle	7:30 p.m.
		New England at California	7:30 p.m.
		Detroit at Atlanta	7:30 p.m.
		Memphis at Tulsa	8:00 p.m.
		Dallas at Chicago (W)	3:30 p.m.
		Toronto at Ft. Lauderdale	8:00 p.m.
		Washington at Philadelphia	7:30 p.m.
		New York at Tampa Bay	
		ABC-TV	3:00 p.m.
Sunday	May 13	Rochester at Edmonton	TBA
		Portland at Houston	8:00 p.m.
Wednesday	May 16	Tampa Bay at San Diego	7:30 p.m.
		Tulsa at Toronto	7:30 p.m.
		Memphis at Washington	8:00 p.m.
		Chicago at New England	8:00 p.m.
Friday	May 18	Philadelphia at Vancouver	8:00 p.m.
		Minnesota at San Diego	7:30 p.m.
Saturday	May 19	Tampa Bay at Los Angeles	7:30 p.m.
		California at Portland	8:00 p.m.
		Seattle at San Jose	8:00 p.m.
		Toronto at Dallas	8:00 p.m.
		Edmonton at Detroit	7:30 p.m.
		New England at Memphis	7:30 p.m.
Sunday	May 20	Ft. Lauderdale at Minnesota	3:00 p.m.
		Chicago at Houston	8:00 p.m.
		Tulsa at New York	2:30 p.m.
		Atlanta at Rochester	3:00 p.m.
Wednesday	May 23	Rochester at Los Angeles	7:30 p.m.
		Detroit at California	7:30 p.m.
		Philadelphia at Edmonton	TBA
		Washington at New England	8:00 p.m.
Saturday	May 26	New York at Portland	8:00 p.m.
		Rochester at Seattle	7:30 p.m.
		San Diego at California	7:30 p.m.
		San Jose at Edmonton	TBA
		Los Angeles at Atlanta	7:30 p.m.
		Washington at Dallas	8:00 p.m.
		Philadelphia at Tulsa	8:00 p.m.

1979 NASL Schedule Continued

		Detroit at Chicago (W)	3:30 p.m.
		Minnesota at Houston	8:00 p.m.
		Memphis at Ft. Lauderdale	8:00 p.m.
		Toronto at New England	8:00 p.m.
Monday	May 28	New York at Chicago (W)	4:00 p.m.
Wednesday	May 30	Vancouver at Edmonton	TBA
		Seattle at Atlanta	7:30 p.m.
		San Diego at Tulsa	8:00 p.m.
		Dallas at Detroit	8:00 p.m.
		Los Angeles at New England	8:00 p.m.
		California at Philadelphia	7:30 p.m.
		Memphis at Tampa Bay	8:00 p.m.
		Atlanta at Toronto	7:30 p.m.
Saturday	June 2	Portland at Los Angeles	7:30 p.m.
		Houston at Vancouver	8:00 p.m.
		Memphis at San Jose	8:00 p.m.
		Detroit at Philadelphia	7:30 p.m.
		Seattle at Tampa Bay	8:00 p.m.
Sunday	June 3	Tulsa at Minnesota	8:00 p.m.
		Toronto at New York	2:30 p.m.
		California at Rochester	3:00 p.m.
		New England at Washington	2:30 p.m.
Wednesday	June 6	Chicago at Portland	8:00 p.m.
		Houston at San Diego	7:30 p.m.
		Atlanta at Dallas	8:00 p.m.
		San Jose at Minnesota	8:00 p.m.
		Vancouver at Tulsa	8:00 p.m.
		Washington at Toronto	7:30 p.m.
		Edmonton at Ft. Lauderdale	8:00 p.m.
		California at New England	8:30 p.m.
		Tampa Bay at Philadelphia	7:30 p.m.
Saturday	June 9	California at Los Angeles	7:30 p.m.
		Seattle at Portland	8:00 p.m.
		Toronto at San Jose	8:00 p.m.
		Chicago at Atlanta	7:30 p.m.
		New England at Detroit	7:30 p.m.
		Ft. Lauderdale at Houston	8:00 p.m.
		Tulsa at Memphis	7:30 p.m.
		Washington at Tampa Bay	8:00 p.m.
Sunday	June 10	Edmonton at San Diego	7:00 p.m.
		Vancouver at Minnesota	
		ABC-TV	1:30 p.m.
		Dallas at New York	2:30 p.m.
		Philadelphia at Rochester	8:00 p.m.
Tuesday	June 12	Dallas at Memphis	7:30 p.m.
Wednesday	June 13	San Diego at Los Angeles	7:30 p.m.
		Toronto at Seattle	7:30 p.m.
		Vancouver at California	7:30 p.m.
		Portland at Edmonton	TBA
		Minnesota at Atlanta	7:30 p.m.
		New York at Tulsa	7:30 p.m.
		Washington at Detroit	8:00 p.m.
		Houston at Ft. Lauderdale	8:00 p.m.
		San Jose at Tampa Bay	8:00 p.m.
Friday	June 15	Toronto at Portland	8:00 p.m.
Saturday	June 16	Detroit at Los Angeles	7:30 p.m.
		Memphis at Seattle	7:30 p.m.
		New York at Vancouver	8:00 p.m.
		Atlanta at California	7:30 p.m.
		San Diego at Edmonton	TBA
		Minnesota at Dallas	8:00 p.m.

1979 NASL Schedule Continued

		Philadelphia at Chicago (W)	3:30 p.m.
		San Jose at Ft. Lauderdale	8:00 p.m.
		Tampa Bay at New England	8:00 p.m.
Sunday	June 17	Houston at Tulsa	2:30 p.m.
		Rochester at Washington	2:30 p.m.
Wednesday	June 20	San Jose at Portland	8:00 p.m.
		Atlanta at Seattle	7:30 p.m.
		Rochester at Dallas	8:00 p.m.
		New York at Minnesota	8:00 p.m.
		Edmonton at Chicago (S)	7:30 p.m.
		Los Angeles at Toronto	7:30 p.m.
		Tulsa at Ft. Lauderdale	8:00 p.m.
		Houston at Tampa Bay	8:00 p.m.
Thursday	June 21	Detroit at San Diego	7:30 p.m.
Friday	June 22	Portland at Rochester	8:00 p.m.
		New England at Toronto	7:30 p.m.
Saturday	June 23	Chicago at San Jose	8:00 p.m.
		Dallas at Minnesota	8:00 p.m.
		Los Angeles at Tulsa	8:00 p.m.
		Edmonton at Memphis	7:30 p.m.
		Ft. Lauderdale at Tampa Bay	8:00 p.m.
Sunday	June 24	California at Vancouver	8:00 p.m.
		Seattle at Detroit	7:30 p.m.
		Atlanta at Houston	8:00 p.m.
		New England at New York	
		ABC-TV	2:30 p.m.
		Philadelphia at Washington	2:30 p.m.
Tuesday	June 26	Minnesota at Memphis	7:30 p.m.
Wednesday	June 27	Tampa Bay at California	7:30 p.m.
		New England at San Jose	8:00 p.m.
		Vancouver at Atlanta	7:30 p.m.
		Los Angeles at Dallas	8:00 p.m.
		San Diego at Chicago (S)	7:30 p.m.
		Ft. Lauderdale at Detroit	8:00 p.m.
		Portland at New York	9:00 p.m.
		Seattle at Rochester	8:00 p.m.
		Edmonton at Washington	8:00 p.m.
		Houston at Philadelphia	7:30 p.m.
Friday	June 29	Tampa Bay at Edmonton	TBA
		San Diego at Toronto	7:30 p.m.
Saturday	June 30	Washington at Los Angeles	7:30 p.m.
		Portland at Seattle	7:30 p.m.
		Memphis at Dallas	8:00 p.m.
		Minnesota at Chicago (S)	7:30 p.m.
		California at Houston	8:00 p.m.
		Vancouver at Ft. Lauderdale	8:00 p.m.
		Detroit at New England	8:00 p.m.
		San Jose at Philadelphia	7:30 p.m.
Sunday	July 1	Tulsa at Atlanta	7:30 p.m.
		Rochester at New York	7:30 p.m.
Wednesday	July 4	Atlanta at Los Angeles	7:30 p.m.
		Seattle at Edmonton	TBA
		Tulsa at Detroit	8:00 p.m.
		San Jose at Houston	2:00 p.m.
		Vancouver at Toronto	7:30 p.m.
		Chicago at Ft. Lauderdale	8:00 p.m.
		Rochester at Tampa Bay	6:00 p.m.
		Washington at Portland	8:00 p.m.
Friday	July 6	Dallas at Rochester	8:00 p.m.
Saturday	July 7	Seattle at Vancouver	8:00 p.m.
		Los Angeles at San Diego	7:30 p.m.
		Ft. Lauderdale at San Jose	8:00 p.m.
		Washington at Minnesota	8:00 p.m.

1979 NASL Schedule Continued

		Toronto at Tulsa	8:00 p.m.
		Chicago at Detroit	
		ABC-TV	3:00 p.m.
		Philadelphia at Houston	8:00 p.m.
		California at Memphis	7:30 p.m.
		New York at New England	8:00 p.m.
Sunday	July 8	Atlanta at Portland	2:00 p.m.
Tuesday	July 10	Detroit at Memphis	7:30 p.m.
Wednesday	July 11	Los Angeles at Vancouver	8:00 p.m.
		Ft. Lauderdale at San Diego	7:30 p.m.
		Philadelphia at San Jose	8:00 p.m.
		Chicago at Minnesota	8:00 p.m.
		Portland at Tulsa	8:00 p.m.
		Seattle at New York	9:00 p.m.
		Edmonton at New England	8:00 p.m.
		California at Tampa Bay	8:00 p.m.
		Toronto at Rochester	8:00 p.m.
Thursday	July 12	Dallas at Atlanta	7:30 p.m.
Saturday	July 14	Ft. Lauderdale at Rochester	8:00 p.m.
		San Jose at Los Angeles	7:30 p.m.
		Philadelphia at San Diego	7:30 p.m.
		Portland at Dallas	8:00 p.m.
		Toronto at Minnesota	8:00 p.m.
		Tulsa at Chicago (W)	3:30 p.m.
		Edmonton at Tampa Bay	8:00 p.m.
Sunday	July 15	California at Detroit	7:30 p.m.
		Memphis at Houston	8:00 p.m.
		Vancouver at New York	7:30 p.m.
		Seattle at Washington	2:30 p.m.
Tuesday	July 17	Dallas at Los Angeles	7:30 p.m.
Wednesday	July 18	New England at Seattle	7:30 p.m.
		Portland at California	7:30 p.m.
		Houston at San Jose	8:00 p.m.
		Edmonton at Atlanta	7:30 p.m.
		Detroit at Tulsa	8:00 p.m.
		Memphis at Chicago (S)	7:30 p.m.
		Rochester at Toronto	7:30 p.m.
		Vancouver at Washington	8:00 p.m.
		New York at Ft. Lauderdale	8:00 p.m.
		Minnesota at Philadelphia	7:30 p.m.
Friday	July 20	Los Angeles at Edmonton	TBA
		Minnesota at Rochester	8:00 p.m.
Saturday	July 21	Ft. Lauderdale at Portland	8:00 p.m.
		Dallas at Seattle	7:30 p.m.
		Toronto at Vancouver	8:00 p.m.
		Washington at California	7:30 p.m.
		Tulsa at San Jose	8:00 p.m.
		Tampa Bay at Chicago (S)	7:30 p.m.
		Detroit at Houston	8:00 p.m.
		Atlanta at Memphis	7:30 p.m.
		San Diego at New England	8:00 p.m.
		New York at Philadelphia	7:30 p.m.
Tuesday	July 24	Tampa Bay at Rochester	8:00 p.m.
Wednesday	July 25	Washington at Seattle	7:30 p.m.
		Tulsa at Vancouver	8:00 p.m.
		Ft. Lauderdale at California	7:30 p.m.
		Dallas at Edmonton	TBA
		Houston at Atlanta	7:30 p.m.
		San Jose at Chicago (S)	7:30 p.m.
		Minnesota at New York	9:00 p.m.
		Toronto at Philadelphia	7:30 p.m.

1979 NASL Schedule Continued

		Houston at Minnesota	8:00 p.m.
		Atlanta at Tulsa	8:00 p.m.
		San Diego at Ft. Lauderdale	8:00 p.m.
		Philadelphia at New England	8:00 p.m.
		Detroit at Tampa Bay	8:00 p.m.
Thursday	July 26	San Diego at Memphis	7:30 p.m.
Friday	July 27	Los Angeles at Rochester	8:00 p.m.
Saturday	July 28	Vancouver at Portland	8:00 p.m.
		California at Seattle	7:30 p.m.
		Chicago at Dallas	8:00 p.m.
Sunday	July 29	San Jose at New York	7:30 p.m.
		Los Angeles at Washington	
		ABC-TV	2:30 p.m.
Tuesday	July 31	Chicago at Memphis	7:30 p.m.
Wednesday	August 1	New York at Los Angeles	7:30 p.m.
		Edmonton at Seattle	7:30 p.m.
		Minnesota at Vancouver	8:00 p.m.
		California at San Jose	8:00 p.m.
		Tulsa at Dallas	8:00 p.m.
		Houston at Detroit	8:00 p.m.
		Portland at Toronto	7:30 p.m.
		Tampa Bay at Washington	8:00 p.m.
		Rochester at Ft. Lauderdale	8:00 p.m.
		Atlanta at New England	8:00 p.m.
		San Diego at Philadelphia	7:30 p.m.
Friday	August 3	Houston at Edmonton	TBA
		Dallas at Tampa Bay	8:00 p.m.
Saturday	August 4	Vancouver at Los Angeles	7:30 p.m.
		San Jose at California	7:30 p.m.
		Seattle at San Diego	7:30 p.m.
		Ft. Lauderdale at New England	8:00 p.m.
		Portland at Philadelphia	7:30 p.m.
Sunday	August 5	Memphis at Atlanta	7:30 p.m.
		Chicago at Tulsa	8:00 p.m.
		New York at Rochester	8:00 p.m.
		Toronto at Washington	2:30 p.m.
Tuesday	August 7	Seattle at Los Angeles	7:30 p.m.
		Rochester at Memphis	7:30 p.m.
Wednesday	August 8	San Jose at Vancouver	8:00 p.m.
		Edmonton at California	7:30 p.m.
		Portland at San Diego	7:30 p.m.
		Washington at Atlanta	7:30 p.m.
		New England at Dallas	8:00 p.m.
		Detroit at Minnesota	8:00 p.m.
		Ft. Lauderdale at Chicago (S)	7:30 p.m.
		Tulsa at Houston	8:00 p.m.
		Tampa Bay at New York	9:00 p.m.
Friday	August 10	Philadelphia at Ft. Lauderdale	8:00 p.m.
		New England at Rochester	8:00 p.m.
Saturday	August 11	Vancouver at Seattle	7:30 p.m.
		San Diego at San Jose	8:00 p.m.
		Atlanta at Chicago (W)	3:30 p.m.
Sunday	August 12	Memphis at Minnesota	8:00 p.m.
		Tampa Bay at Detroit	7:30 p.m.
		Dallas at Houston	2:00 p.m.
		Washington at New York	7:30 p.m.
		Philadelphia at Toronto	7:30 p.m.
		Los Angeles at Portland	7:00 p.m.

*All Local Time

(S) = Soldier Field

(W) = Wrigley Field

1978 Final Regular Season NASL Standings*

National Conference

Eastern Division

	GP	W	L	GF	GA	BP	TP
New York	30	24	6	88	39	68	212
Washington	30	16	14	55	47	49	145
Toronto	30	16	14	58	47	48	144
Rochester	30	14	16	47	52	47	131

Central Division

Minnesota	30	17	13	58	43	54	156
Tulsa	30	15	15	49	46	42	132
Dallas	30	14	16	51	53	47	131
Colorado	30	8	22	34	66	33	81

Western Division

Vancouver	30	24	6	68	29	55	199
Portland	30	20	10	50	36	47	167
Seattle	30	15	15	50	45	48	138
Los Angeles	30	9	21	36	69	34	88

American Conference

Eastern Division

New England	30	19	11	62	39	51	165
Tampa Bay	30	18	12	63	48	57	165
Ft. Lauderdale	30	16	14	50	59	47	143
Philadelphia	30	12	18	40	58	39	111

Central Division

Detroit	30	20	10	68	36	56	176
Chicago	30	12	18	57	64	51	123
Memphis	30	10	20	43	58	41	101
Houston	30	10	20	37	61	36	96

Western Division

San Diego	30	18	12	63	56	56	164
California	30	13	17	43	49	37	115
Oakland	30	12	18	34	59	31	103
San Jose	30	8	22	36	81	35	83

GP—Games Played

L—Lost

GF—Goals For

BP—Bonus Points

GA—Goals Against

TP—Total Points

W—Won

* Total Points—Win—6 Pts., Loss—0 Pts.

Bonus points: one point is awarded for each goal scored up to a maximum of three per team per game.

NASL Standing Points System

Each winning team will be awarded six points toward its NASL season standings. No points will be given for a loss. Winners and losers will receive one point in the standings for each goal scored in a game with a maximum of three such bonus points awarded per team. Winning teams who score three or more goals in the game will receive nine points in the league standings. Losing teams can get no more than three points (for three or more goals) in the standings.

National Conference Statistics

Leading Scorers	GP	G	A	TP
Giorgio Chinaglia, New York	30	34	11	79
Kevin Hector, Vancouver	28	21	10	52
Jeff Bourne, Dallas	30	21	8	50
Alan Willey, Minnesota	30	21	3	45
Ivan Lukacevic, Toronto	17	16	5	37
Bob Lenarduzzi, Vancouver	29	10	17	37
Vladislav Bogicevic, New York	30	10	17	37
Paul Cannell, Washington	24	14	7	35
Steve Hunt, New York	25	12	11	35
Clyde Best, Portland	30	12	9	33

Leading Goalkeepers *	GP	Min.	Sv	GA	SH	GAA
Phil Parkes, Vancouver	29	2650	133	28	10	0.95
Erol Yasin, New York	22	1916	129	24	6	1.13
Mick Poole, Portland	30	2783	173	30	9	1.16
Zeljko Bilecki, Toronto	17	1550	122	23	6	1.34
Colin Boulton, Tulsa	29	2531	160	39	10	1.39
Tony Chursky, Seattle	28	2617	175	41	9	1.41
Bill Irwin, Washington	27	2362	178	39	5	1.49
Ken Cooper, Dallas	21	1905	89	35	3	1.65
Ratko Svilar, Rochester	16	1398	87	26	3	1.67
Geoff Barnett, Minnesota	19	1761	107	34	3	1.74
Arnie Mausser, Colorado	28	2585	197	61	3	2.12

American Conference Statistics

Leading Scorers	GP	G	A	TP
Mike Flanagan, New England	28	30	8	68
Trevor Francis, Detroit	19	22	10	54
Rodney Marsh, Tampa Bay	26	18	16	52
Karl-Heinz Granitza, Chicago	22	19	9	47
David Irving, Ft. Lauderdale	28	16	5	37
Keith Furphy, Detroit	30	11	12	34
David Robb, Tampa Bay	27	13	6	32
Jean Willrich, San Diego	30	9	13	31
Arno Steffenhagen, Chicago	12	13	3	29
Walker McCall, San Diego	19	11	7	29
David Bradford, Detroit	30	9	11	29

Leading Goalkeepers *	GP	Min.	Sv	GA	SH	GAA
Steve Hardwick, Detroit	30	2734	179	36	9	1.19
Kevin Keelan, New England	29	2621	158	36	7	1.24
Winston Dubose, Tampa Bay	15	1352	68	19	4	1.26
Dave Jokerst, California	17	1574	79	24	6	1.37
Keith Van Eron, Houston	19	1737	114	31	6	1.60
Alan Mayer, San Diego	30	2798	217	55	6	1.77
John Houska, Memphis	19	1725	88	35	4	1.83
Shep Messing, Oakland	25	2332	185	48	5	1.85
Keith MacRae, Philadelphia	23	1958	167	42	2	1.93
Mervyn Cawston, Chicago	23	2106	170	46	2	1.97
Mike Hewitt, San Jose	22	1976	159	48	6	2.19

GP—Games Played

G—Goals

A—Assists

TP—Total Points

Min.—Minutes

Sv—Saves

GA—Goals Against

GAA—Goals Against Average

SH—Shutouts

*(Need 1350 minutes to qualify)

NASL Leading Scorers

	GP	G	A	TP
Giorgio Chinaglia, New York	30	34	11	79
Mike Flanagan, New England	28	30	8	68
Trevor Francis, Detroit	19	22	10	54
Kevin Hector, Vancouver	28	21	10	52
Rodney Marsh, Tampa Bay	26	18	16	52
Jeff Bourne, Dallas	30	21	8	50
Karl-Heinz Granitza, Chicago	22	19	9	47
Alan Willey, Minnesota	30	21	3	45
Ivan Lukacevic, Toronto	17	16	5	37
David Irving, Ft. Lauderdale	28	16	5	37
Bob Lenarduzzi, Vancouver	29	10	17	37
Vladislav Bogicevic, New York	30	10	17	37

NASL Leading Goalkeepers*

	GP	Min.	Sv	GA	SH, GAA
Phil Parkes, Vancouver	29	2650	133	28	10 0.95
Erol Yasin, New York	22	1916	129	24	6 1.13
Mick Poole, Portland	30	2783	173	36	9 1.16
Steve Hardwick, Detroit	30	2734	179	36	9 1.19
Kevin Keelan, New England	29	2621	158	36	7 1.24
Winston Dubose, Tampa Bay	15	1352	68	19	4 1.26
Zeljko Bilecki, Toronto	17	1550	122	23	6 1.34
Dave Jokerst, California	17	1574	79	24	6 1.37
Colin Boulton, Tulsa	29	2531	160	39	10 1.39
Tony Chursky, Seattle	28	2617	175	41	9 1.41
Bill Irwin, Washington	27	2362	178	39	5 1.49
Keith Van Eron, Houston	19	1737	114	31	6 1.60

GP—Games Played

G—Goals

A—Assists

TP—Total Points

Min.—Minutes

Sv—Saves

GA—Goals Against

GAA—Goals Against Average

SH—Shutouts

*(Need 1350 minutes to qualify)

Formula for Breaking Standings Ties for Playoff Positions

An eight-step procedure is in use to determine the order of finish in regular season play and thus break any ties that may exist in the point totals. The order of finish within a division is determined as follows:

- a. greatest number of points determined by the NASL point system
- b. greatest number of points; accrued by results only (i.e., no bonus points)
- c. the greater goal difference (goals for minus goals against)
- d. the most outright wins (i.e., no overtime, no shootout wins)
- e. the greater number of goals scored
- f. procedures a thru c applied to road games only
- g. procedures a thru c applied to home games only
- h. coin toss

Playoff Results

Soccer Bowl-78

August 27 at New York — New York 3, Tampa Bay 1 (74,901)

Conference Championships

American Conference

August 20 at Ft. Lauderdale — Ft. Lauderdale 3, Tampa 2
(16,286)

August 23 at Tampa — Tampa 3, Ft. Lauderdale 1 (37,249)
Tampa Bay 1, Ft. Lauderdale 0(SO)

National Conference

August 18 at Portland — New York 1, Portland 0 (24,515)

August 23 at New York — New York 5, Portland 0 (65,287)

Conference Semi-Finals

August 12 at Portland — Portland 1, Vancouver 0 (16,437)

August 16 at Vancouver — Portland 2, Vancouver 1 (32,266)

August 13 at Ft. Lauderdale — Ft. Lauderdale 4, Detroit 3
(SO)(11,517)

August 16 at Detroit — Detroit 1, Ft. Lauderdale 0 (32,319)
Ft. Lauderdale 1, Detroit 0 (OT)

August 14 at San Diego — Tampa 1, San Diego 0 (8,014)

August 16 at Tampa — San Diego 2, Tampa 1 (32,495)
Tampa 1, San Diego 0 (OT)

August 14 at Minnesota — Minnesota 9, New York 2 (45,863)

August 16 at New York — New York 4, Minnesota 0 (60,199)
New York 1, Minnesota 0 (SO)

First Round

August 8 at San Diego — San Diego 2, California 1 (6,238)

August 8 at Tampa Bay — Tampa Bay 3, Chicago 1 (26,596)

August 8 at Detroit — Detroit 1, Philadelphia 0 (22,456)

August 9 at Vancouver — Vancouver 4, Toronto 0 (30,811)

August 9 at New York — New York 5, Seattle 2 (47,780)

August 9 at Portland — Portland 2, Washington 1 (OT)
(14,230)

August 9 at New England — Ft. Lauderdale 3, New England 1
(18,672)

August 10 at Minnesota — Minnesota 3, Tulsa 1 (36,478)

Roster and Citizenship Requirements

Rosters of NASL teams may not consist of any more than 30 players. In the first 17 players, a club may have no more than 11 non-citizens (minimum six citizens of the U.S. or Canada, regardless of the roster size).

A club may have an additional 13 players on its roster, providing a ratio of citizens as follows:

Roster Size	Minimum No. of Citizens	Maximum No. of Non-Citizens
17	6	11
18	7	11
19	8	11
20	8	12
21	9	12
22	10	12
23	10	13
24	11	13
25	12	13
26	12	14
27	13	14
28	14	14
29	15	14
30	16	14

Playing Roster

No more than 16 players may be selected for a game and entered on its line-up card.

No more than 11 of the 16 players may be non-citizens and no more than 9 non-citizens may be on the field at any one time.

The Americanization process will continue in the coming years. NASL owners adopted the following limits for non-No. Americans on the field in October of 1977:

Years	Maximum No. of Non-Citizens
1978-79	9
1980-81	8
1982-83	7
1984-85	6

Playoff Structure

The playoff structure of the NASL reflects the size and competitive level of the League. Under the system, 16 teams will qualify — the top two in each division as well as two wildcards from each Conference. Wildcard teams will be entered solely on the basis of total points in the final standings.

1979 Playoff Dates

Tues.-Thurs.	Aug. 14-16	Conference Quarter-Finals (First Round)
Fri.-Mon.	Aug. 17-20	Conference Quarter-Finals (Second Round)
Tues.-Thurs.	Aug. 21-23	Conference Semi-Finals (First Round)
Fri.-Mon.	Aug. 24-27	Conference Semi-Finals (Second Round)
Tues.-Thurs.	Aug. 28-30	Conference Championships (First Round)
Fri.-Mon.	Aug. 31- Sept. 3	Conference Championships (Second Round)
Sat.	Sept. 8	Soccer Bowl-79, Giants Stadium, E. Rutherford, NJ

Playoffs will progress within Conferences to produce an American and National representative for the Soccer Bowl.

Following is the manner in which teams will qualify and be paired for the Conference Quarter-Finals:

American Conference

- A1-Division winner with most points
- A2-Division winner with 2nd most points
- A3-Division winner with fewest points
- A4-2nd place team with most points
- A5-2nd place team with 2nd most points
- A6-2nd place team with fewest points
- A7-Wildcard team with most points
- A8-Wildcard team with fewest points

National Conference

- N1-Division winner with most points
- N2-Division winner with 2nd most points
- N3-Division winner with fewest points
- N4-2nd place team with most points
- N5-2nd place team with 2nd most points
- N6-2nd place team with fewest points
- N7-Wildcard team with most points
- N8-Wildcard team with fewest points

Conference Quarter-Final Pairings

1st Round

- A1 at A8
- A2 at A7
- A3 at A6
- A4 at A5
- N1 at N8
- N2 at N7
- N3 at N6
- N4 at N5

2nd Round

- A8 at A1
- A7 at A2
- A6 at A3
- A5 at A4
- N8 at N1
- N7 at N2
- N6 at N3
- N5 at N4

Home and home series will be played in the quarter-finals, semi-finals and conference championships. The first round of the semi-finals and conference championship series will have the team with the least points hosting the team with the most points. The team with the most points will host the second game of each series.

The NASL Championship, Soccer Bowl, is one game.

NASL Alignment

National Conference

Eastern Division

Toronto (Exhibition Stadium)
Rochester Lancers (Holleder Stadium)
New York Cosmos (Giants Stadium)
Washington Diplomats (RFK Stadium)

Central Division

Minnesota Kicks (Metropolitan Stadium)
Tulsa Roughnecks (Skelly Stadium)
Atlanta Chiefs (Atlanta-Fulton County Stadium)
Dallas Tornado (Ownby Stadium)

Western Division

Vancouver Whitecaps (Empire Stadium)
Seattle Sounders (Kingdome)
Portland Timbers (Portland Civic Stadium)
Los Angeles Aztecs (Rose Bowl)

American Conference

Eastern Division

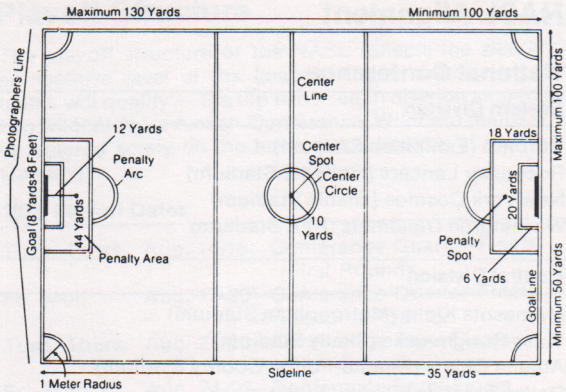
New England Tea Men (Schaefer Stadium)
Philadelphia Fury (Veterans Stadium)
Tampa Bay Rowdies (Tampa Stadium)
Ft. Lauderdale Strikers (Lockhart Stadium)

Central Division

Detroit Express (Pontiac Silverdome)
Chicago Sting (Wrigley/Soldier Field)
Memphis Rogues (Liberty Bowl)
Houston Hurricane (Astrodome)

Western Division

Edmonton Drillers (Commonwealth Stadium)
San Jose Earthquakes (Spartan Stadium)
California Surf (Anaheim Stadium)
San Diego Sockers (San Diego Stadium)



Condensed Rules of Soccer

Rule 1 — The Field of Play. (Diagram above).

Rule 2 — The Ball (NASL approved Ball — Adidas) circumference 27" -28", weight 14 oz. -16 oz.

Rule 3 — Number of Players. Each team consists of 11 players, one of whom must be the goalkeeper. A maximum of three substitutes may be used.

Rule 4 — Player Equipment. Consists of a shirt, shorts, stockings and shoes. Goalkeeper must wear colors which distinguish him from the other players.

Rule 5 — Referees. One referee is appointed for each match. He is responsible for control of the game and his decisions are final.

Rule 6— Linesmen. Two linesmen assist the referee by indicating offside, when the ball is out of play, and which team is entitled to the corner kick or throw in.

Rule 7— Duration of the Game. Shall be two equal periods of 45 minutes unless otherwise agreed upon.

Note: See NASL Tiebreaker Procedure.

Rule 8— The Start of Play. A flip of coin decides which team will kick off. Each team must stay on its own half of the field and the defending players must be at least 10 yards from the ball until it is kicked.

After the goal the team scored upon will kick off. After halftime the teams change ends and the kickoff will be taken by the opposite team to that which started the game. A goal cannot be scored directly from a kickoff.

Rule 9— Ball In and Out of Play. The ball is out of play when (a) it has wholly crossed the goal line or touchline, whether on the ground or in the air, or (b) when the game has been stopped by the referee.

Rule 10 — Method of Scoring. A goal is scored when the whole of the ball has passed over the goal line, between the goal posts and under the cross bar.

Rule 11 — Offside. A player is offside if he is nearer his opponents' goal line than the ball at the moment the ball is played unless, (a) he is in his own half of the field of play, (b) there are two of his opponents nearer to their own goal line than he is, (c) the ball last touched an opponent or was last played by him or (d) he receives the ball directly from a goal kick, a corner kick, a throw in, or when it was dropped by the referee.

Note: This is the Traditional Rule. However, in 1973 the NASL introduced a "Blue Line" concept with a line drawn

the width of the field 35 yards from each goal (see diagram). Under the new rule an attacking player is not offside until he is within 35 yards of his opponents' goal rather than midfield, as under the Traditional Rule.

Rule 12 — Fouls and Misconduct. A player who intentionally attempts to or actually: (a) kicks, (b) trips, (c) jumps at, (d) charges violently, (e) charges from behind, (f) strikes, (g) holds or (h) pushes an opponent, or (i) intentionally handles the ball shall be penalized by a direct free kick. Any one of these nine offenses committed in the penalty area by a defender will result in a penalty kick awarded the offensive team.

A player committing less flagrant violations such as offside, dangerous plays, obstruction or ungentlemanly conduct will be penalized by an indirect free kick.

Rule 13 — Free Kicks. Are classified into two categories: "Direct" (from which a goal can be scored directly against the offending side) and "Indirect" (from which a goal cannot be scored unless the ball has been touched by a player other than the kicker before entering the goal).

For all free kicks the offending team must be at least 10 yards from the ball until it is kicked.

Rule 14 — Penalty Kick. A direct free kick taken at the penalty mark. All players except the player taking the kick and the goalkeeper must stay outside the penalty area and at least 10 yards from the ball (hence the arc at edge of penalty area).

Rule 15 — Throw In. When the ball has wholly crossed the touchline it is put back into play by a throw in from the spot where it went out and by a player from the opposite team that last touched it. A goal cannot be scored directly from a throw in.

Rule 16 — Goal Kick. When the ball has wholly crossed the goal line after being last touched by a player from the attacking team, it is put back into play by a kick from the goal area by the defending team.

Rule 17 — Corner Kick. When the ball has wholly crossed the goal line after being last touched by a player from the defending team, it is put back into play by a kick from the corner on the side the ball went out by the attacking team.

Glossary of Soccer Terms

Center — to pass the ball from a wide position on the field into the penalty area.

Charging — pushing the opponent off balance legally by shoulder to shoulder contact.

Clear — a throw or kick by the goalkeeper or a kick by the defender in an attempt to get the ball away from the goal area.

Cross — same type of pass as center.

Defender — primarily a defensive player who assists the goalkeeper in protecting the goal.

Dribble — a way of advancing the ball past defenders by a series of short taps with one or both feet.

Forward — primarily an attacking player whose responsibility is to create and score goals.

Goalkeeper — the last line of defense. The only player who can use his hands within the field of play. He is limited to using his hands only within the penalty area.

Half-Volley — kicking the ball just as it is rebounding off the ground.

Hands — illegal act of *intentionally* touching the ball with the hands or arms.

Heading — a method of scoring, passing and controlling the ball by making contact with the head.

Linkman — another name for midfielder.

Lob — a high, soft kick taken on the volley, lifting the ball over the heads of the opponents.

Marking — guarding an opponent.

Midfielder — both an offensive and defensive player who is primarily responsible for linking the forwards and defenders.

Obstructing — preventing the opponent from going around a player by standing in his path.

Overlap — the attacking play of a defender going down the touchline past his own winger.

Pitch — another name for the field of play.

Save — the goalkeeper stopping an attempted goal by catching or deflecting the ball away from the goal.

Screen — retaining possession and protecting the ball by keeping your body between the ball and opponent.

Shootout — the tie-breaking procedure used in NASL games when teams are tied after playing two sudden death overtime periods. Teams take five alternating shootout attempts at opposing goalkeepers in a one-on-one situation.

Sliding Tackle — attempting to take the ball away from the opponent by sliding on the ground.

Striker — a central forward position in the team with a major responsibility for scoring goals.

Sweeper — a defender who roams either in front of or behind the defender line to pick up stray passes.

Tackling — attempting to or taking the ball away from an opponent when both players are playing the ball with their feet.

Trap — controlling a ball passed close to the player by means of the feet, thighs or chest.

Volley — kicking the ball while it is in flight.

Wall Pass — a pass to a teammate followed by a first time return pass on the other side of the opponent (give and go).

Wing — an area of the field near the touchline.

Winger — name given to the right and left outside forwards.

4-3-3 — the player formation most used today (a goalkeeper, four defenders, three midfielders, three forwards).

4-2-4 — most used alternative formation to the 4-3-3 (a goalkeeper, four defenders, two midfielders and four forwards).

NASL Tie Breaker Procedure/ The Shootout

NASL games which are tied at the end of regulation play will be extended by 15 minutes of "sudden death" overtime (two 7½-minute periods). A flip of the coin will decide which team will kick off. The first team to score a goal, either from the field or by a penalty kick, wins the game.

If the game remains tied at the end of the second overtime period, the outcome will be decided by The Shootout which involves players on each team challenging the opposing goalkeeper in a one-on-one situation.

The visiting team will kick first and each team will take five chances in alternate order. Attacking players will start with the ball on the 35-yard line and must take their shot within five seconds. Goalkeepers have no movement restrictions within the five-second period in accordance with normal rules of play.

The kicks shall be ended when one team has achieved an insurmountable advantage, such as scoring on its first three kicks while their opponents miss their first three.

If the teams remain tied after the prescribed five attempts, they shall continue to take alternate kicks until one has scored more than the other after an equal number of attempts. Only players in the game at the end of the overtime period shall be eligible to take such kicks. Goalkeepers shall not take kicks. No player may take a second kick until all other eligible members of his team have done so, at which time they shall continue in any order the team may wish, i.e., they do not have to kick in the same rotation.

The Opponents

ATLANTA CHIEFS

P.O. Box 5015
Atlanta, GA 30302
Phone.....(404) 577-5425
Press Box.....(404) 577-7269
President and
General Mgr.....Richard A. Cecil
Head Coach.....Dan Wood
PR Director.....Michael Oglesby
(404) 767-4964
Stadium...Atlanta-Fulton County Stadium

CALIFORNIA SURF

P.O. Box 4449
Anaheim, CA 92803
Phone.....(714) 634-8326
Press Box.....(714) 634-4350
Executive VP and
General Mgr.....Paul Deese
Head Coach.....John Sewell
PR Director.....Lolly Keys
(714) 673-5594
Stadium.....Anaheim Stadium

CHICAGO STING

333 N. Michigan Ave., Suite 1525
Chicago, IL 60601
Phone.....(312) 558-5425
Press Box.....(312) 549-4426 (Wrigley)
President.....Clive Toye
General Mgr.....James D. Walker
Head Coach.....Willy Roy
PR Director.....Jerry Epstein
(312) 935-5608
Stadium.....Wrigley and Soldier Fields

DALLAS TORNADO

6116 N. Central Expressway, Ste. 333
Dallas, TX 75206
Phone.....(214) 750-0900
Press Box.....(214) 696-4124
Directors.....Lamar Hunt/Bill McNutt
General Mgr.....Fred Hoster
Head Coach.....Al Miller
PR Director.....Paul Ridings
(214) 692-0574
Stadium.....Ownby Stadium

DETROIT EXPRESS

Pontiac Silverdome/1200 Featherstone Rd.
Pontiac, MI 48057
Phone.....(313) 338-9100
Press Box.....(313) 338-6020
Executive Dir.....Roger Faulkner
Dir. of Oper.....Glyn Carver
Head Coach.....Ken Furphy
PR Director.....Steve Unger
(313) 681-6130
Stadium.....Pontiac Silverdome

EDMONTON DRILLERS

10039 Jasper Avenue
Edmonton, Alberta, Canada T5J 1T4
Phone.....(403) 428-8989
Press Box.....N/A
General Mgr.....Doug Wenschlag
Head Coach.....Hans Kraay
PR Director.....John Short
(403) 469-6203
Stadium.....Commonwealth Stadium

FT. LAUDERDALE STRIKERS

1350 N.E. 56th Street
Ft. Lauderdale, FL 33334
Phone.....(305) 491-5140
Press Box.....(305) 772-3722
Managing Partner.....Elizabeth Robbie
General Mgr.....Beau Rogers
Head Coach.....Ron Newman
PR Director.....Andrew Furman
(305) 561-1734
Stadium.....Lockhart Stadium

LOS ANGELES AZTECS

777 Rose Bowl Drive
Pasadena, CA 91103
Phone.....(213) 681-6336
Press Box.....(213) 796-4779
President.....Larry H. Friend
General Mgr.....Ted Podleski
Head Coach.....Rinus Michels
PR Director.....Shep Goldberg
(213) 540-9522
Stadium.....Rose Bowl

MEMPHIS ROGUES

2200 Union Avenue
Memphis, TN 38104
Phone.....(901) 274-7861
Press Box.....(901) 276-1406
Chrm. of Board.....H.T. Mangurian Jr.
V.P. Operations and
Public Relations.....Rudi Schiffer
(901) 754-0557
Head Coach.....Eddie McCreadie
Stadium.....Liberty Bowl

MINNESOTA KICKS

7200 France Avenue South
Minneapolis, MN 55435
Phone.....(612) 831-8871
Press Box.....(612) 854-7666
President.....Freddie Goodwin
Head Coach.....Roy McCrohan
PR Director.....Dave Ferroni
(612) 377-3721
Stadium.....Metropolitan Stadium

NEW ENGLAND TEA MEN

36 Mechanic Street
Foxboro, MA 02035
Phone.....(617) 543-6100
Press Box.....(617) 543-5868
President.....Derek J. Carroll
General Mgr.....Robert E. Keating
Head Coach.....Noel Cantwell
PR Director.....Vince Casey
(617) 668-6930
Stadium.....Schaefer Stadium

NEW YORK COSMOS

75 Rockefeller Plaza
New York, NY 10019
Phone.....(212) 265-7315
Press Box.....(201) 933-1402
President.....Ahmet Ertegun
General Mgr.....Krikor Yepremian
Head Coach.....Eddie Firmani
PR Director.....Chuck Adams
(201) 935-7417
Stadium.....Giants Stadium

PHILADELPHIA FURY

Veterans Stadium
 Broad St. & Pattison Ave.
 Philadelphia, PA 19148
 Phone.....(215) 755-5400
 Press Box.....(215) 755-7677
 President.....Frank Barsalona
 General Mgr.....Bob Ehlinger
 Head Coach.....Marko Valok
 PR Director.....Thom Meredith
 (215) 642-8937
 Stadium.....Veterans Stadium

PORTLAND TIMBERS

10151 SW Barbur Blvd., Suite 101-D
 Portland, OR 97219
 Phone.....(503) 245-6464
 Press Box.....(503) 228-5183
 President.....Don Pollock
 General Mgr.....Kent Kramer
 Head Coach.....Don Megson
 PR Director.....John Hahn
 (503) 636-5469
 Stadium.....Portland Civic Stadium

ROCHESTER LANCERS

812 Wilder Building
 Rochester, NY 14614
 Phone.....(716) 232-2420
 Press Box.....(716) 254-9590/9535
 President.....Pat V. Dinolfo
 General Mgr.....Harry Abraham
 Head Coach.....Dragan Popovic
 PR Director.....Wayne Fuller
 (716) 343-5360
 Stadium.....Hollerder Memorial Stadium

SAN DIEGO SOCKERS

9449 Friars Road
 San Diego, CA 92108
 Phone.....(714) 280-4625
 Press Box.....(714) 280-1574
 President.....Charles Koval
 General Mgr.....Marvin Milkes
 Head Coach.....Hubert Vogelsinger
 PR Director.....Bill Hanson
 (714) 697-6755
 Stadium.....San Diego Stadium

SAN JOSE EARTHQUAKES

2025 Gateway Place, Suite 272
 San Jose, CA 95110
 Phone.....(408) 998-5425
 Press Box.....(408) 293-7788
 President.....Tony Kovac
 General Mgr.....Ben Reichmuth
 Head Coach.....Terry Fisher
 PR Director.....Steve Des Georges
 (415) 582-1025
 Stadium.....Spartan Stadium

SEATTLE SOUNDERS

419 Occidental Avenue
 Seattle, WA 98104
 Phone.....(206) 628-3551
 Press Box.....(206) 628-3556/3557
 Managing General
 Partner.....Walter R. Daggatt
 General Mgr.....Jack Daley
 Head Coach.....Jim Gabriel
 PR Director.....Keith Askenasi
 (206) 784-6282
 Stadium.....Kingdome

TAMPA BAY ROWDIES

1311 North Westshore Blvd, Suite 109
 Tampa, FL 33607
 Phone.....(813) 870-1122
 Press Box.....(813) 872-6999
 President/Owner.....George Strawbridge Jr.
 General Mgr.....Chas. Serednesky Jr.
 Head Coach.....Gordon Jago
 PR Director.....Marcia Schallert
 (813) 932-6090
 Stadium.....Tampa Stadium

TORONTO BLIZZARD

95 Barber Greene Road
 Don Mills, Ontario, Canada M3C 3E9
 Phone.....(416) 446-5570
 Press Box.....(416) 366-7551
 General Mgr.....Norman Sutherland
 Head Coach.....Keith Eddy
 PR Director.....Jim Gray
 (416) 961-9862
 Stadium.....CNE Stadium

TULSA ROUGHNECKS

P.O. Box 35190
 Tulsa, OK 74135
 Phone.....(918) 494-4625
 Press Box.....(918) 936-4222
 President.....H. Ward Lay
 General Mgr.....Noel Lemon
 Head Coach.....Alan Hinton
 PR Director.....Bob Carpenter
 (918) 663-0738
 Stadium.....Skelly Stadium

VANCOUVER WHITECAPS

885 Dunsmuir Street, Suite 110
 Vancouver, B.C., Canada V6C 1N5
 Phone.....(604) 682-0311
 Press Box.....(604) 253-0737
 President and
 General Mgr.....John Best
 Head Coach.....Tony Waiters
 PR Director.....Josh Keller
 (604) 731-8555
 Stadium.....Empire Stadium

WASHINGTON DIPLOMATS

RFK Memorial Stadium
 22nd & E. Capitol Sts. N.E.
 Washington, D.C. 20003
 Phone.....(202) 544-5425
 Press Box.....(202) 544-0240
 President.....Stephen Danzansky
 General Mgr.....John Carbray
 Head Coach.....Gordon Bradley
 PR Director.....Steve Rankin
 (703) 941-8450
 Stadium.....RFK Memorial Stadium

Houston Area Services

Major Airlines

American	(713) 222-9873	Eastern	(713) 621-8100
Braniff	(713) 621-3111	National	(713) 224-9011
Continental	(713) 780-3344	Pan Am	(713) 659-3333
Delta	(713) 623-6000	TWA	(713) 222-7273

Taxis/Limousines

Yellow Cab	(713) 236-1111	Air Coach	(713) 443-0316 (service from Intercontinental Airport to five terminals in Houston)
------------	----------------	-----------	--

Major Car Rental

Avis	(800) 331-1212	Hertz	(713) 443-0800
Budget	(713) 449-0145		(800) 654-3131
	(800) 228-9650	National	(713) 443-8850
Dollar	(713) 449-0161		(800) 328-4567
	(800) 421-6868		

Restaurants

Houston has many fine restaurants close to the Astrodome. A great variety of eating places can be found on South Main and Kirby Streets just west of the stadium.

Hotels

The Hurricane recommends that all teams and individuals visiting the Houston area stay at the Ramada Inn Southwest, 6855 Southwest Freeway, Houston, TX 77074, (713) 771-0641. The contact is Barbara Lynd.

Hurricane Ticket Services

Ticket Prices

Individual Game Tickets:

- General Admission—\$3.50 for adults, \$2.00 for youths (age 15 and under)
- Blue Section—\$5.00 for adults, \$3.50 for youths
- Red Section—\$7.50 for adults, \$6.00 for youths
- Group Rates—available upon request

Season Tickets:

- Blue Section—\$60.00 for adults, \$42.00 for youths
- Red Section—\$90.00 for adults, \$72.00 for youths
- 15-Game General Admission Package—\$42.00 for adults, \$24.00 for youths

Ticket Outlets

Individual game tickets may be purchased at the Astrodome box office and at all Top Ticket locations (Foley's, Galleria II, and Greenway Plaza Underground). Season tickets must be ordered from a Hurricane sales representative at (713) 960-8326. To order tickets by mail, write: Houston Hurricane, P.O. Box 27229, Houston, TX 77027. (Enclose check or money order only, and please add \$1.00 for handling.)

Score in adidas



Franz Beckenbauer

Selected by the majority of teams competing in the Soccer World Cup, adidas shoes, jerseys, shorts and socks are also worn by more than 50% of NASL teams today. Franz Beckenbauer - the famous World Cup star and new talent in America - has been scoring in adidas for years. Like so many other star players, Franz relies on adidas for maximum performance and comfort on the field. If you're out to score, bring out the best of your skills in adidas too.

adidas 

The all sports people

